



RKB

CHARAKTERISTIKA

- Radiální potrubní ventilátor se čtyřhranným napojením
- Snadná instalace v libovolné poloze
- Pokud je ventilátor připojen na potrubí, může být instalován ve venkovním nebo vlhkém prostředí
- **Splňuje ErP 2018**

KONSTRUKCE

- Skříň ventilátoru je vyrobena z pozinkovaného ocelového plechu
- Oběžné kolo s dozadu zahnutými lopatkami
- Snadná údržba a čištění oběžného kola

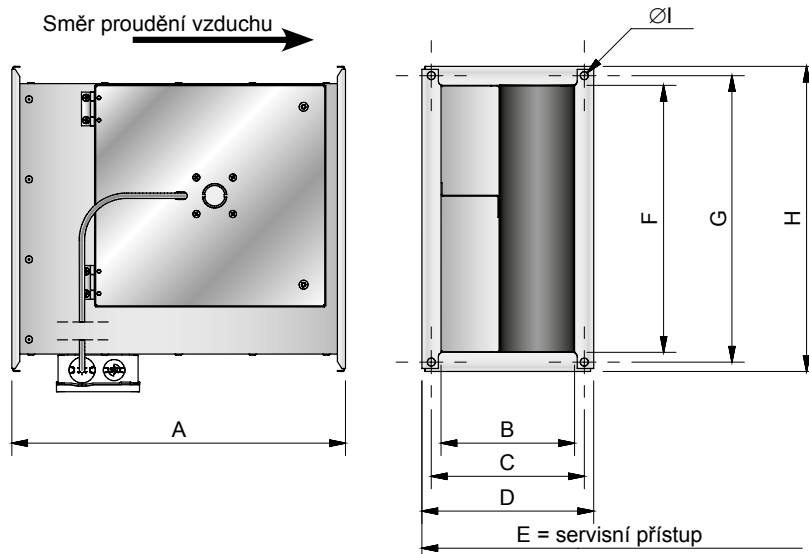
MOTOR

- **AC motory**
- Vnější rotor motoru je vybaven bezúdržbovými zapouzdřenými kuličkovými ložisky
- Integrovaná tepelná ochrana motoru
- Třída izolace motoru F
- IP44 (ventilátor), IP54 (připojovací box)
- Lze regulovat transformátorovým nebo elektronickým regulátorem otáček

INSTALACE

- Snadná a rychlá instalace pomocí připojovací příruby

ROZMĚRY



Typ	Rozměry [mm]								
	A	B	C	D	E	F	G	H	Ø
RKB300x150	375	150	172	193	437	300	322	343	9
RKB400x200	502	200	222	243	547	400	422	443	9
RKB500x250	532	250	272	294	727	500	522	543	9
RKB600x300B1	642	300	322	377	890	600	622	643	9
RKB600x300B3	642	300	322	354	889	600	622	643	9
RKB600x300C1	642	300	322	384	890	600	622	643	9
RKB600x350B3	642	350	372	404	939	600	622	643	9
RKB600x350C1	642	350	372	434	940	600	622	643	9
RKB600x350D1	717	350	372	406	974	600	622	643	9
RKB600x350D3	717	350	372	406	974	600	622	643	9
RKB700x400B3	787	400	422	455	1139	700	722	743	9
RKB700x400D1	787	400	422	474	1139	700	722	743	9
RKB700x400E3	787	400	422	454	1139	700	722	743	9
RKB700x400F1	787	400	422	485	1139	700	722	743	9
RKB800x500B3	913	500	522	557	1370	800	822	843	9
RKB800x500D1	913	500	522	574	1370	800	822	843	9
RKB800x500E3	913	500	522	552	1365	800	822	843	9
RKB800x500L3	913	500	522	574	1370	800	822	843	9

HLUK

RKB300x150C1	Tot	63 Hz	125 Hz	250 Hz	500 Hz	1 kHz	2 kHz	4 kHz	8 kHz
Od sání Lw dB(A)	71	49	57	65	69	59	55	50	45
Od výfuku Lw dB(A)	72	53	56	65	69	66	61	56	48
Do prostoru Lw dB(A)	59	30	36	51	57	49	45	40	32
Do prostoru Lp dB(A)	52	23	29	44	50	42	38	33	25

RKB400x200A1	Tot	63 Hz	125 Hz	250 Hz	500 Hz	1 kHz	2 kHz	4 kHz	8 kHz
Od sání Lw dB(A)	73	50	61	68	69	65	60	61	50
Od výfuku Lw dB(A)	76	52	62	70	72	67	69	66	54
Do prostoru Lw dB(A)	61	27	42	55	58	53	52	47	33
Do prostoru Lp dB(A)	54	20	35	48	51	46	45	40	26

* Hlukové údaje měřeny ve volném prostoru ve vzdálenosti 3 m, pro statický tlak 200 Pa

** Lp: hladina akustického tlaku dB(A) ve vzdálenosti 3 m

*** Lw: hladina akustického výkonu dB(A)

RKB400x200B1	Tot	63 Hz	125 Hz	250 Hz	500 Hz	1 kHz	2 kHz	4 kHz	8 kHz
Od sání Lw dB(A)	75	56	63	73	66	66	64	64	59
Od výfuku Lw dB(A)	80	59	64	75	74	71	70	67	62
Do prostoru Lw dB(A)	64	32	43	59	60	53	52	48	45
Do prostoru Lp dB(A)	57	25	36	52	53	46	45	41	38
RKB400x200E1	Tot	63 Hz	125 Hz	250 Hz	500 Hz	1 kHz	2 kHz	4 kHz	8 kHz
Od sání Lw dB(A)	77	63	63	74	71	68	63	64	57
Od výfuku Lw dB(A)	82	62	64	77	78	72	73	69	62
Do prostoru Lw dB(A)	65	41	46	60	62	55	52	46	39
Do prostoru Lp dB(A)	58	34	39	53	55	48	45	39	32
RKB500x250A1	Tot	63 Hz	125 Hz	250 Hz	500 Hz	1 kHz	2 kHz	4 kHz	8 kHz
Od sání Lw dB(A)	69	57	64	65	59	54	55	51	42
Od výfuku Lw dB(A)	72	59	65	66	65	62	63	57	48
Do prostoru Lw dB(A)	56	36	52	50	48	50	44	36	30
Do prostoru Lp dB(A)	49	29	45	43	41	43	37	29	23
RKB500x250B1	Tot	63 Hz	125 Hz	250 Hz	500 Hz	1 kHz	2 kHz	4 kHz	8 kHz
Od sání Lw dB(A)	71	53	58	68	60	63	62	60	57
Od výfuku Lw dB(A)	77	55	61	73	70	69	70	66	61
Do prostoru Lw dB(A)	65	31	43	63	59	51	49	45	42
Do prostoru Lp dB(A)	58	24	36	56	52	44	42	38	35
RKB500x250E1	Tot	63 Hz	125 Hz	250 Hz	500 Hz	1 kHz	2 kHz	4 kHz	8 kHz
Od sání Lw dB(A)	74	69	64	68	63	65	63	62	55
Od výfuku Lw dB(A)	79	66	60	73	72	71	74	69	62
Do prostoru Lw dB(A)	63	48	47	60	58	52	51	46	41
Do prostoru Lp dB(A)	56	41	40	53	51	45	44	39	34
RKB600x300B1	Tot	63 Hz	125 Hz	250 Hz	500 Hz	1 kHz	2 kHz	4 kHz	8 kHz
Od sání Lw dB(A)	69	58	64	65	56	59	59	53	44
Od výfuku Lw dB(A)	73	53	66	67	63	67	67	61	54
Do prostoru Lw dB(A)	58	38	51	55	50	48	44	39	34
Do prostoru Lp dB(A)	51	31	44	48	43	41	37	32	27
RKB600x300B3	Tot	63 Hz	125 Hz	250 Hz	500 Hz	1 kHz	2 kHz	4 kHz	8 kHz
Od sání Lw dB(A)	69	54	65	64	56	55	56	54	47
Od výfuku Lw dB(A)	75	58	69	71	65	63	62	58	54
Do prostoru Lw dB(A)	58	33	54	54	48	46	43	42	34
Do prostoru Lp dB(A)	51	26	47	47	41	39	36	35	27
RKB600x300C1	Tot	63 Hz	125 Hz	250 Hz	500 Hz	1 kHz	2 kHz	4 kHz	8 kHz
Od sání Lw dB(A)	72	51	67	68	59	63	59	56	48
Od výfuku Lw dB(A)	76	55	69	71	68	69	68	62	55
Do prostoru Lw dB(A)	61	34	55	57	53	50	46	41	35
Do prostoru Lp dB(A)	54	27	48	50	46	43	39	34	28
RKB600x350B3	Tot	63 Hz	125 Hz	250 Hz	500 Hz	1 kHz	2 kHz	4 kHz	8 kHz
Od sání Lw dB(A)	69	55	67	62	54	55	56	54	47
Od výfuku Lw dB(A)	72	56	67	67	62	65	60	57	53
Do prostoru Lw dB(A)	56	33	53	52	45	46	40	38	33
Do prostoru Lp dB(A)	49	26	46	45	38	39	33	31	26
RKB600x350C1	Tot	63 Hz	125 Hz	250 Hz	500 Hz	1 kHz	2 kHz	4 kHz	8 kHz
Od sání Lw dB(A)	71	52	67	64	57	59	62	57	50
Od výfuku Lw dB(A)	75	52	68	68	65	69	67	62	55
Do prostoru Lw dB(A)	61	32	58	55	49	48	45	42	34
Do prostoru Lp dB(A)	54	25	51	48	42	41	38	35	27
RKB600x350D1	Tot	63 Hz	125 Hz	250 Hz	500 Hz	1 kHz	2 kHz	4 kHz	8 kHz
Od sání Lw dB(A)	74	59	71	67	61	57	60	54	51
Od výfuku Lw dB(A)	78	62	72	74	68	69	64	60	60
Do prostoru Lw dB(A)	64	37	62	56	50	54	50	43	41
Do prostoru Lp dB(A)	57	30	55	49	43	47	43	36	34
RKB600x350D3	Tot	63 Hz	125 Hz	250 Hz	500 Hz	1 kHz	2 kHz	4 kHz	8 kHz
Od sání Lw dB(A)	73	60	70	68	63	59	60	55	52
Od výfuku Lw dB(A)	79	63	74	74	69	70	64	60	59
Do prostoru Lw dB(A)	61	40	57	57	51	50	43	41	35
Do prostoru Lp dB(A)	54	33	50	50	44	43	36	34	28

* Hlukové údaje měřeny ve volném prostoru ve vzdálenosti 3 m, pro statický tlak 200 Pa

** Lp: hladina akustického tlaku dB(A) ve vzdálenosti 3 m

*** Lw: hladina akustického výkonu dB(A)

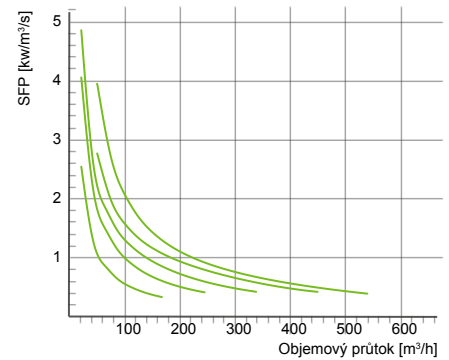
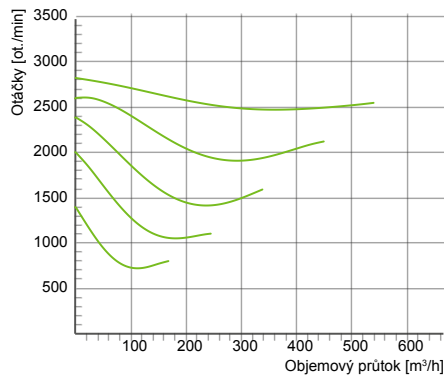
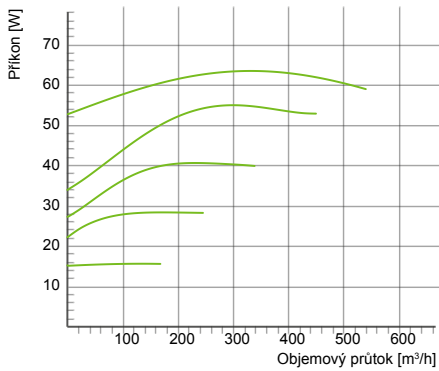
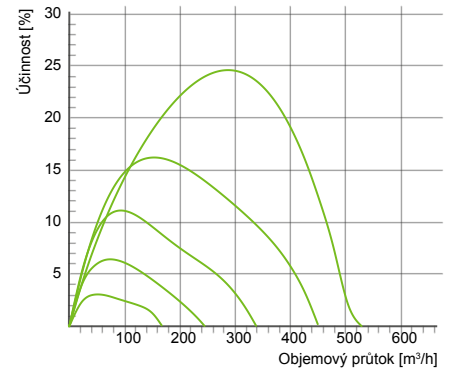
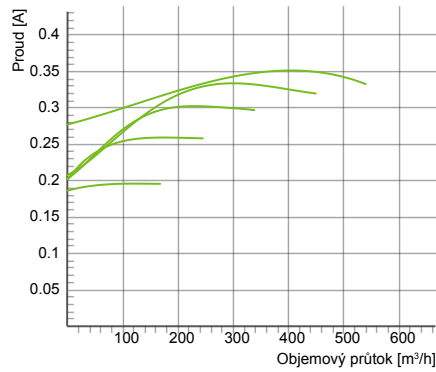
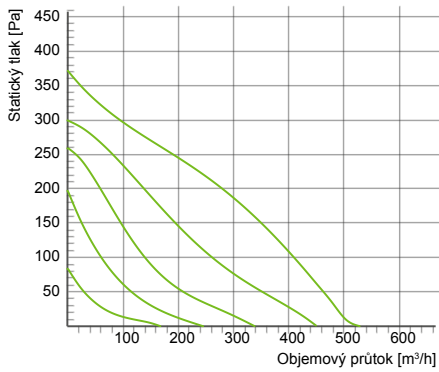
RKB700x400B3	Tot	63 Hz	125 Hz	250 Hz	500 Hz	1 kHz	2 kHz	4 kHz	8 kHz
Od sání Lw dB(A)	72	59	70	65	60	58	54	50	44
Od výfuku Lw dB(A)	76	64	73	70	67	64	60	55	49
Do prostoru Lw dB(A)	59	45	54	55	51	44	38	34	29
Do prostoru Lp dB(A)	52	38	47	48	44	37	31	27	22
RKB700x400D1	Tot	63 Hz	125 Hz	250 Hz	500 Hz	1 kHz	2 kHz	4 kHz	8 kHz
Od sání Lw dB(A)	75	58	71	67	65	66	64	60	53
Od výfuku Lw dB(A)	85	65	76	77	75	80	76	70	64
Do prostoru Lw dB(A)	65	45	59	62	55	54	50	44	38
Do prostoru Lp dB(A)	58	38	52	55	48	47	43	37	31
RKB700x400E3	Tot	63 Hz	125 Hz	250 Hz	500 Hz	1 kHz	2 kHz	4 kHz	8 kHz
Od sání Lw dB(A)	75	59	71	71	66	63	60	58	53
Od výfuku Lw dB(A)	81	65	76	76	71	71	66	63	60
Do prostoru Lw dB(A)	64	45	57	61	57	56	42	40	38
Do prostoru Lp dB(A)	57	38	50	54	50	49	35	33	31
RKB700x400F1	Tot	63 Hz	125 Hz	250 Hz	500 Hz	1 kHz	2 kHz	4 kHz	8 kHz
Od sání Lw dB(A)	78	63	74	70	68	68	67	63	55
Od výfuku Lw dB(A)	86	69	79	80	78	81	77	72	64
Do prostoru Lw dB(A)	67	46	62	64	59	56	50	47	41
Do prostoru Lp dB(A)	60	39	55	57	52	49	43	40	34
RKB800x500B3	Tot	63 Hz	125 Hz	250 Hz	500 Hz	1 kHz	2 kHz	4 kHz	8 kHz
Od sání Lw dB(A)	71	61	69	63	57	59	58	56	51
Od výfuku Lw dB(A)	75	65	71	67	64	65	60	57	54
Do prostoru Lw dB(A)	60	49	56	55	51	47	40	36	35
Do prostoru Lp dB(A)	53	42	49	48	44	40	33	29	28
RKB800x500E3	Tot	63 Hz	125 Hz	250 Hz	500 Hz	1 kHz	2 kHz	4 kHz	8 kHz
Od sání Lw dB(A)	74	61	71	67	64	63	60	59	59
Od výfuku Lw dB(A)	81	64	75	75	73	72	67	65	65
Do prostoru Lw dB(A)	67	46	65	60	56	50	42	40	41
Do prostoru Lp dB(A)	60	39	58	53	49	43	35	33	34
RKB800x500L3	Tot	63 Hz	125 Hz	250 Hz	500 Hz	1 kHz	2 kHz	4 kHz	8 kHz
Od sání Lw dB(A)	78	65	71	68	69	73	70	67	58
Od výfuku Lw dB(A)	84	64	75	75	74	79	76	71	62
Do prostoru Lw dB(A)	65	49	57	62	58	57	48	43	36
Do prostoru Lp dB(A)	58	42	50	55	51	50	41	36	29

* Hlukové údaje měřeny ve volném prostoru ve vzdálenosti 3 m, pro statický tlak 200 Pa

** Lp: hladina akustického tlaku dB(A) ve vzdálenosti 3 m

*** Lw: hladina akustického výkonu dB(A)

**CHARAKTERISTIKA VENTILÁTORU
RKB300x150C1**

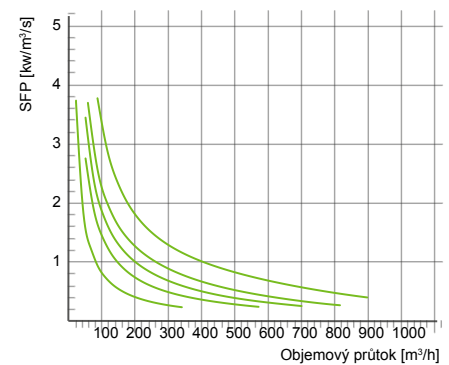
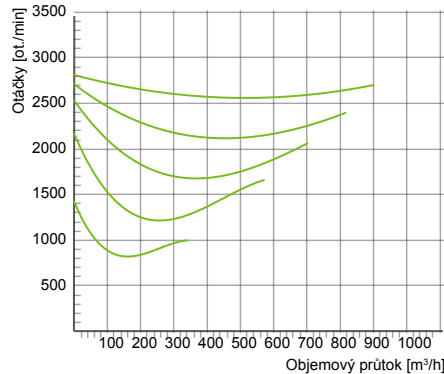
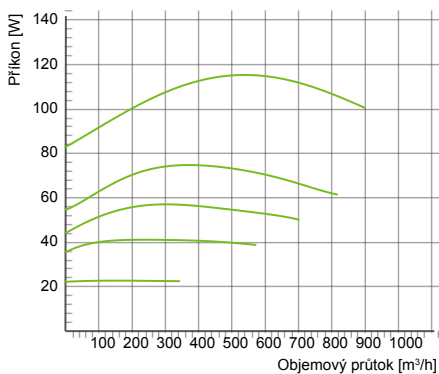
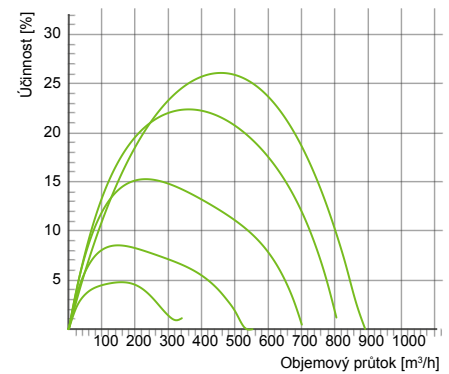
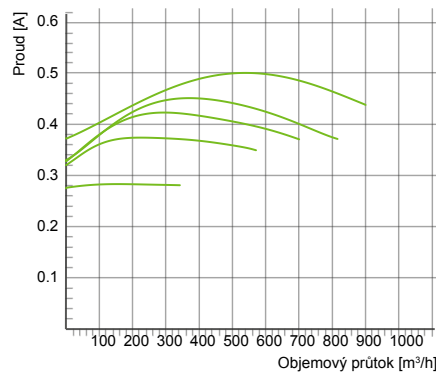
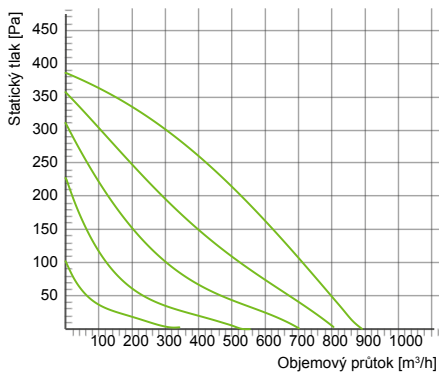


Typ	Napájení [V/Hz]	Hmotnost [kg]	Příkon [W]	Proud [A]*	IP/CL	Otáčky [ot./min]	Teplota [°C]**	Napojení [mm]	Max. průtok [m³/h]	Max. tlak [Pa]
RKB300x150C1	230/50	6	64	0,35	44/F	2460	80	300x150	540	336

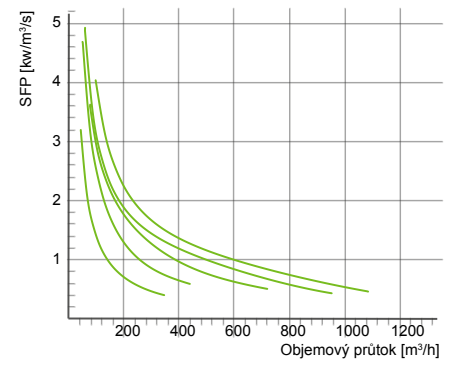
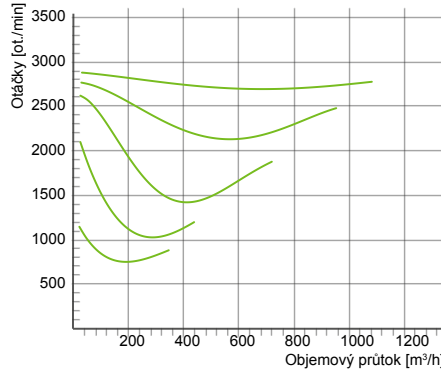
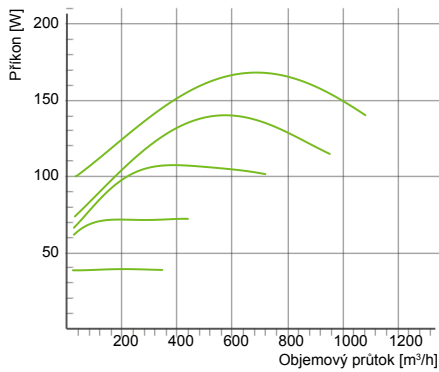
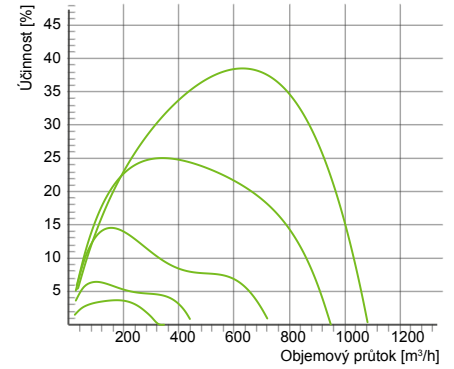
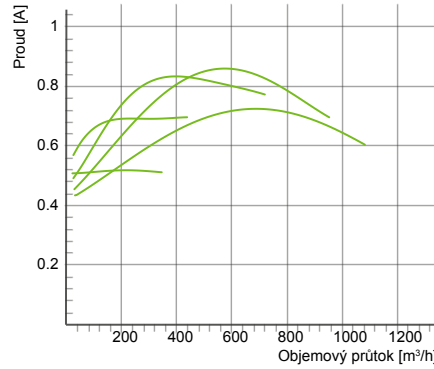
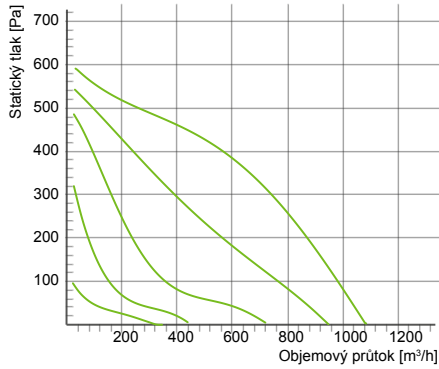
* Proud, když je ventilátor regulován

** Maximální teplota dopravovaného vzduchu, když je ventilátor regulován

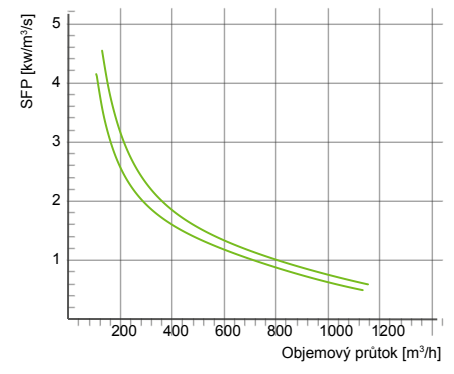
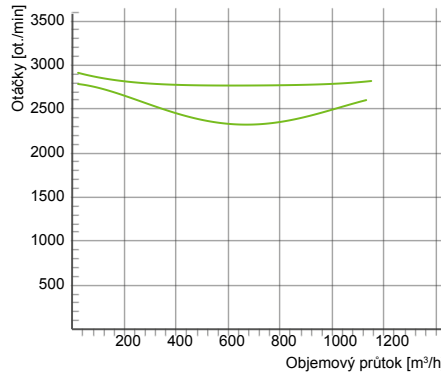
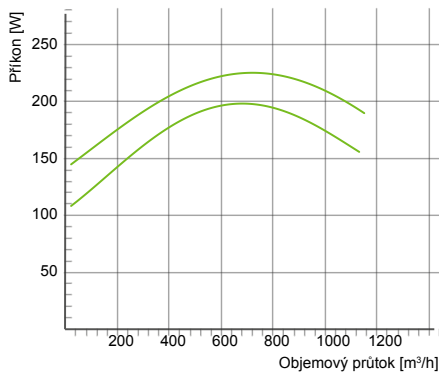
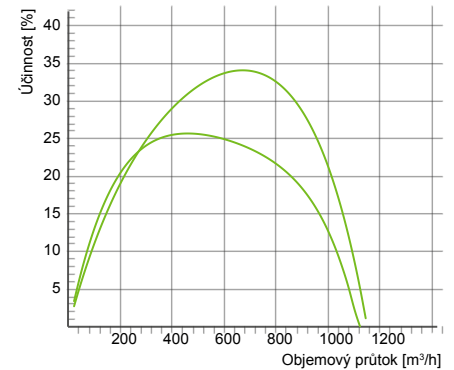
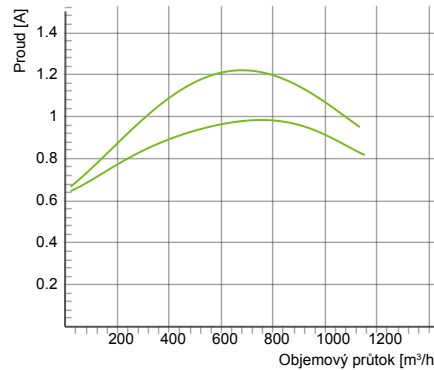
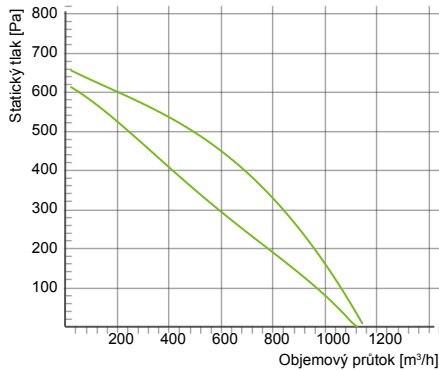
RKB400x200A1



RKB400x200B1



RKB400x200E1

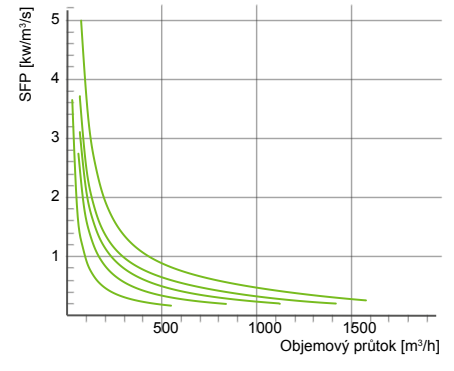
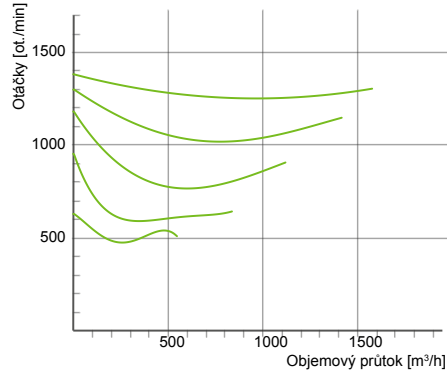
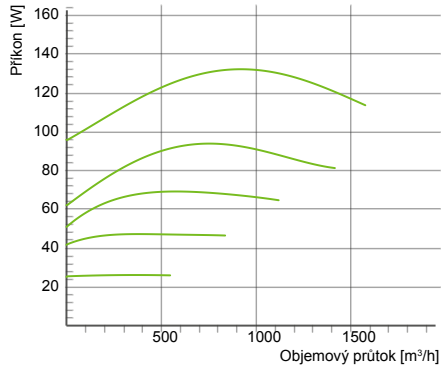
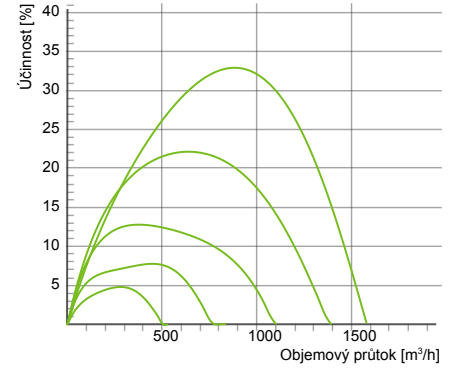
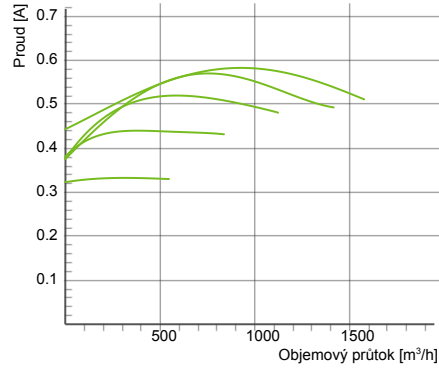
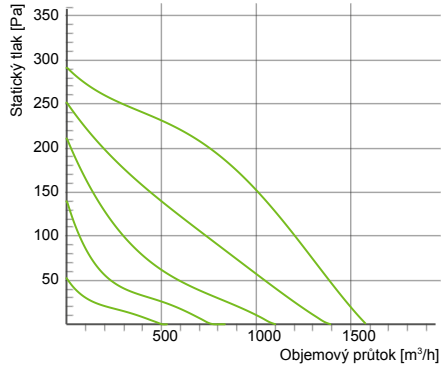


Typ	Napájení [V/Hz]	Hmotnost [kg]	Příkon [W]	Proud [A]*	IP/CL	Otáčky [ot./min]	Teplota [°C]**	Napojení [mm]	Max. průtok [m³/h]	Max. tlak [Pa]
RKB400x200A1	230/50	9,8	115	0,5	44/F	2530	75	400x200	886	388
RKB400x200B1	230/50	10,5	169	0,86	44/F	2690	65	400x200	1084	611
RKB400x200E1	230/50	11,1	229	1,24	44/F	2760	75	400x200	1152	665

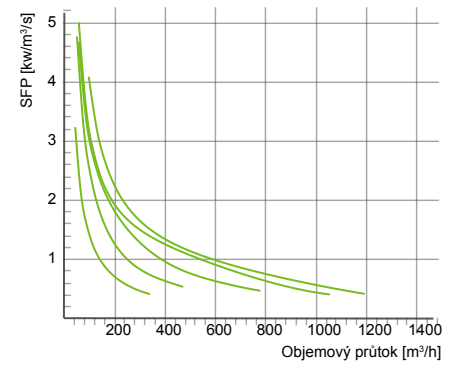
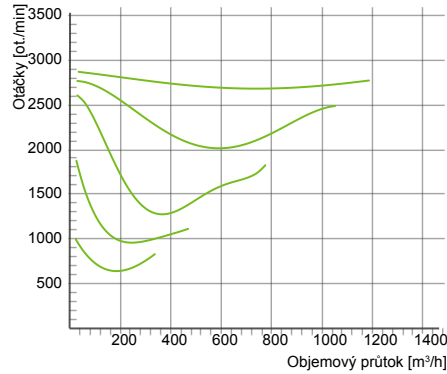
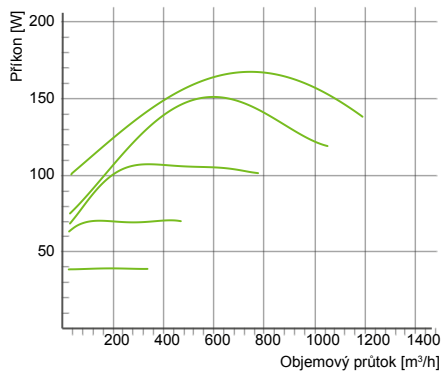
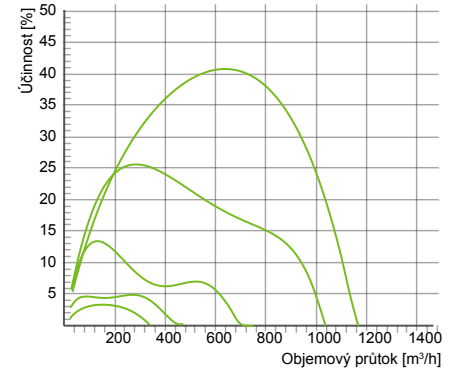
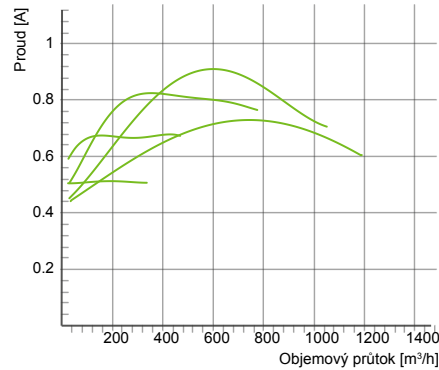
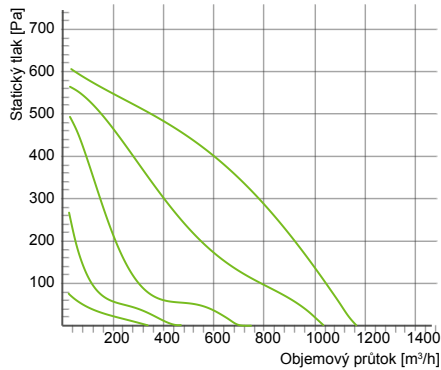
* Proud, když je ventilátor regulován

** Maximální teplota dopravovaného vzduchu, když je ventilátor regulován

RKB500x250A1

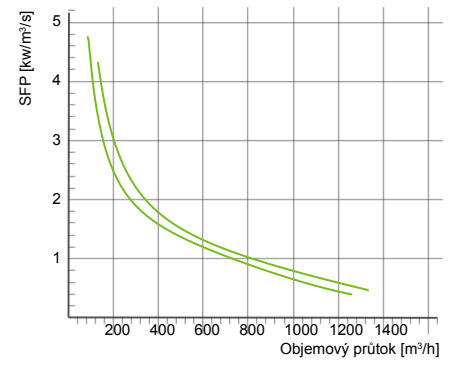
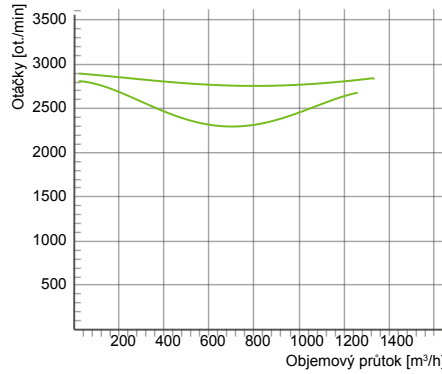
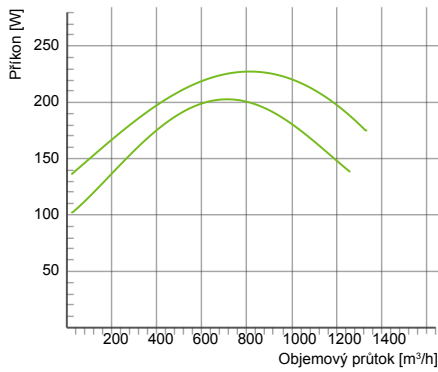
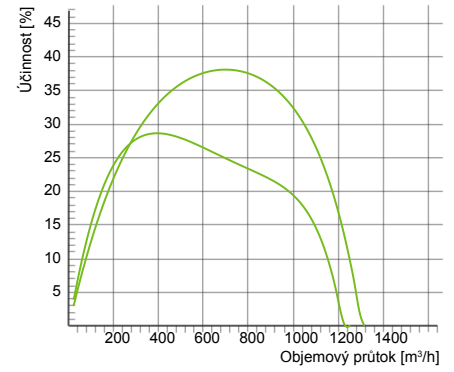
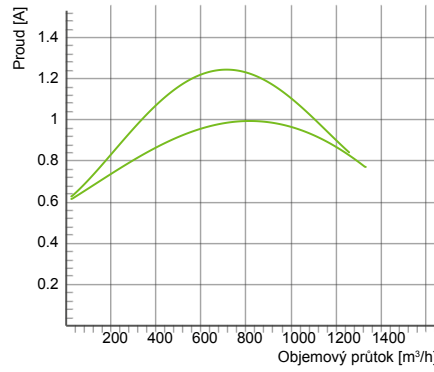
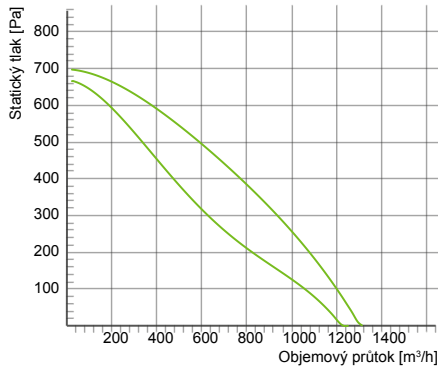


RKB500x250B1



3

RKB500x250E1

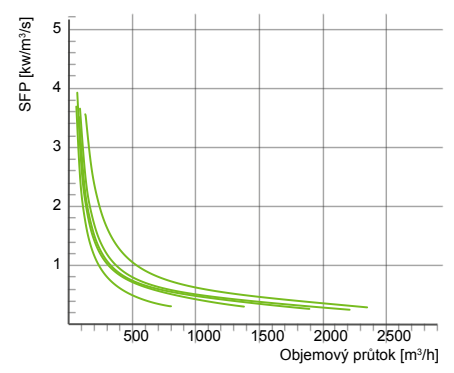
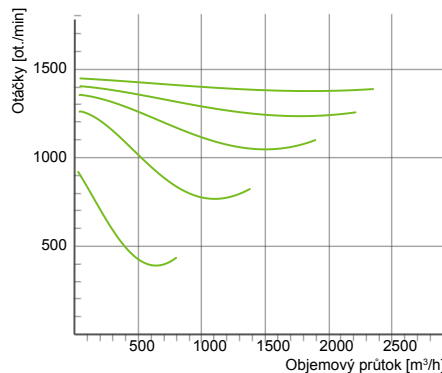
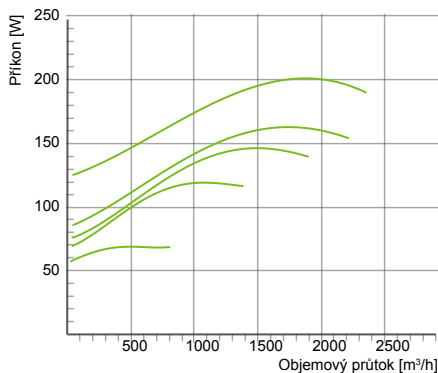
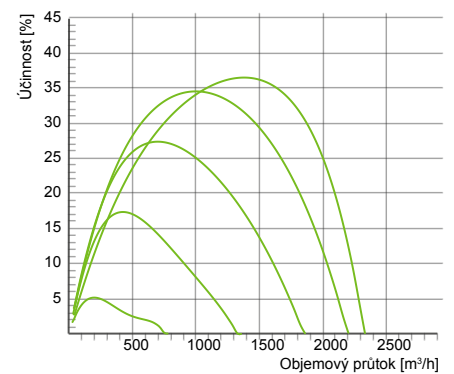
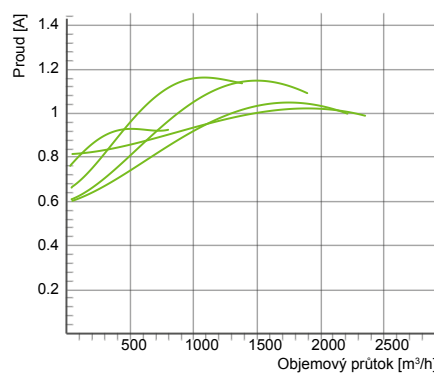
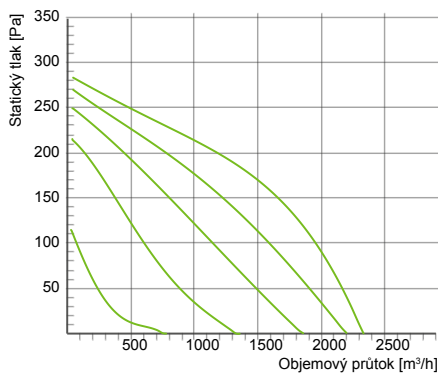


Typ	Napájení [V/Hz]	Hmotnost [kg]	Příkon [W]	Proud [A]*	IP/CL	Otáčky [ot./min]	Teplota [°C]**	Napojení [mm]	Max. průtok [m³/h]	Max. tlak [Pa]
RKB500x250A1	230/50	16,4	133	0,59	44/F	1270	75	500x250	1580	290
RKB500x250B1	230/50	14,7	168	0,91	44/F	2680	75	500X250	1159	619
RKB500x250E1	230/50	15,2	230	1,28	44/F	2750	60	500x250	1307	704

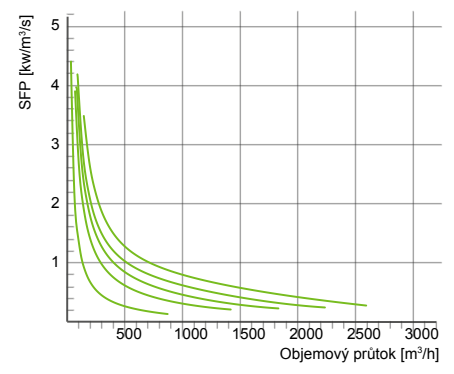
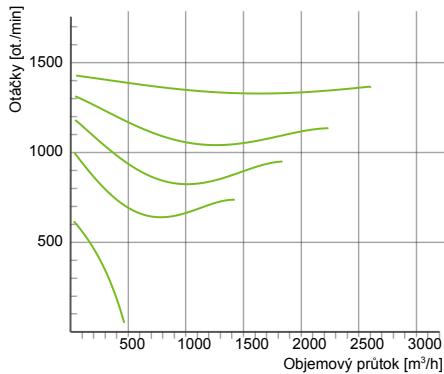
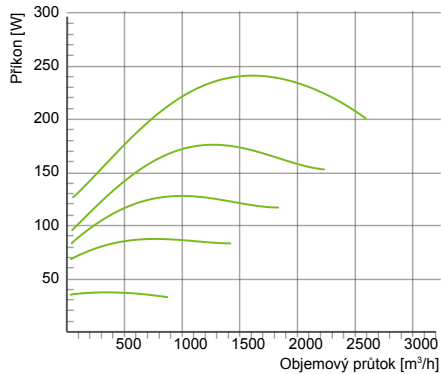
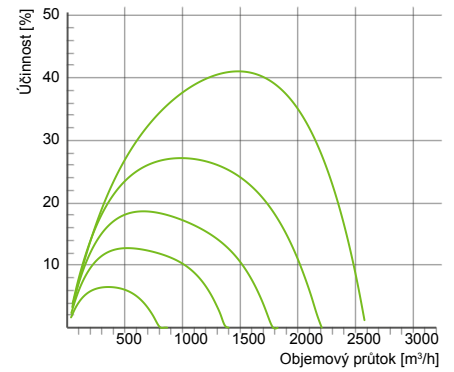
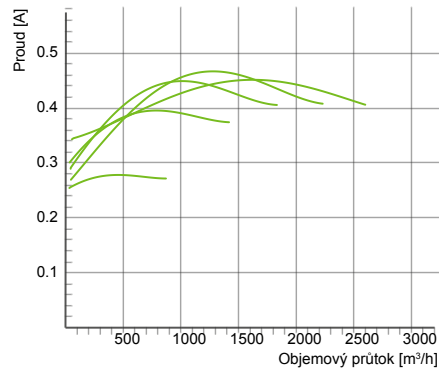
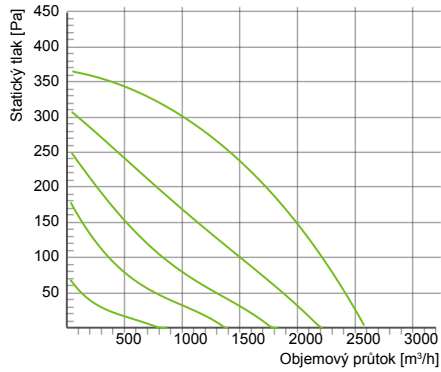
* Proud, když je ventilátor regulován

** Maximální teplota dopravovaného vzduchu, když je ventilátor regulován

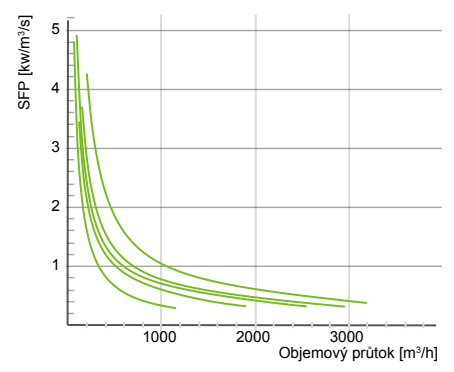
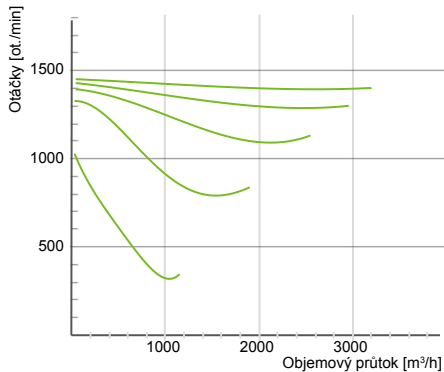
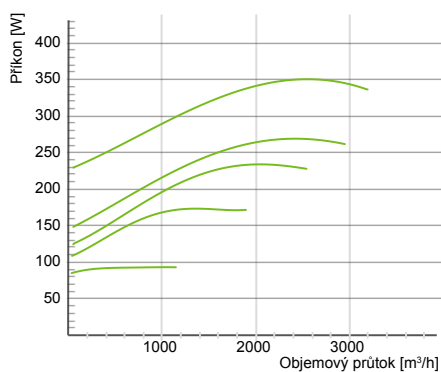
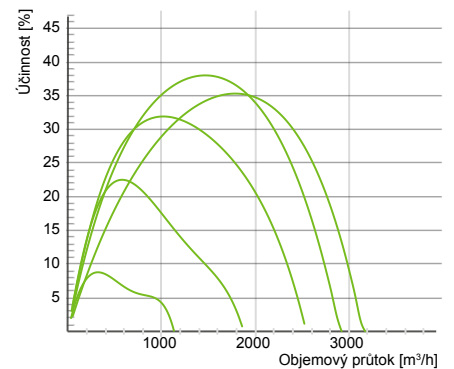
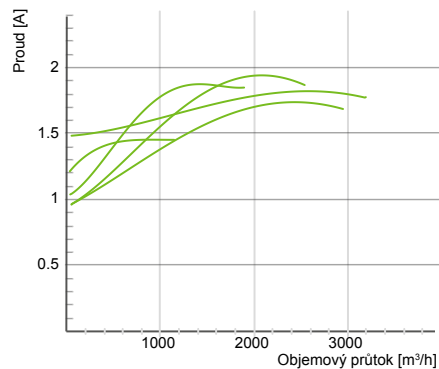
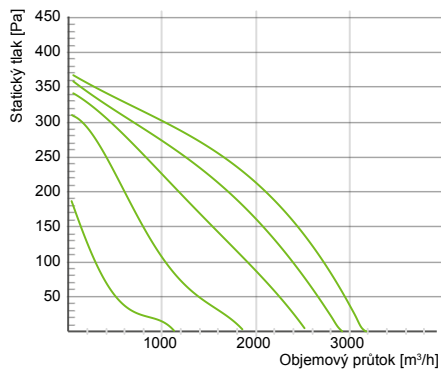
RKB600x300B1



RKB600x350B3



RKB600x300C1

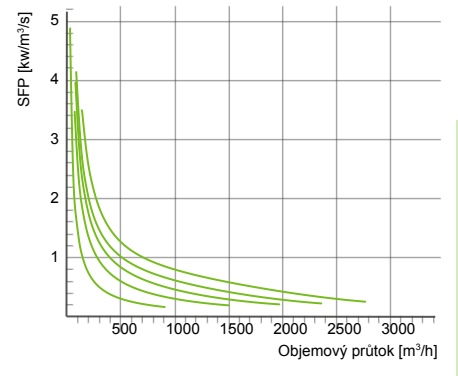
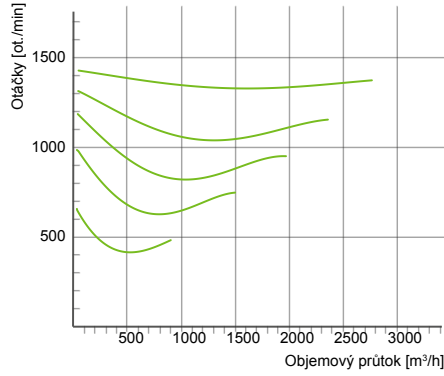
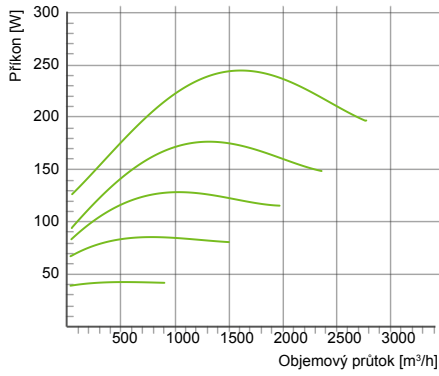
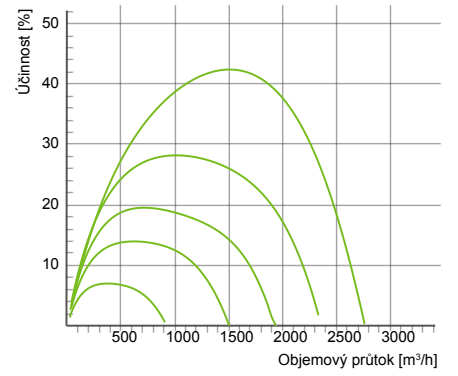
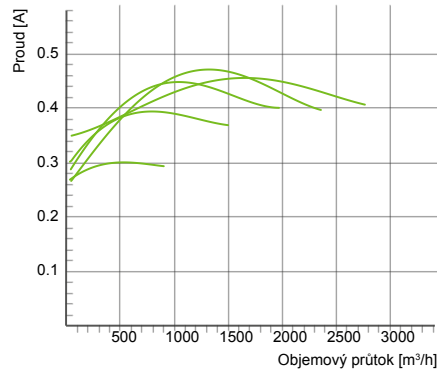
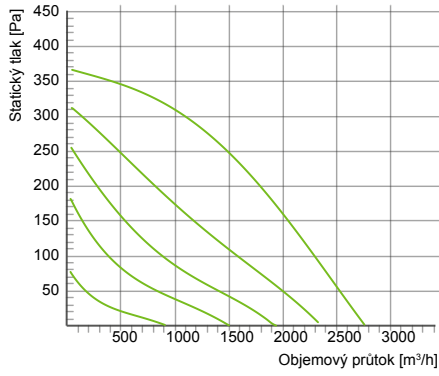


Typ	Napájení [V/Hz]	Hmotnost [kg]	Příkon [W]	Proud [A]*	IP/CL	Otáčky [ot./min]	Teplota [°C]**	Napojení [mm]	Max. průtok [m³/h]	Max. tlak [Pa]
RKB600x300B1	230/50	25,4	200	1,16	54/F	1380	80	600x300	2329	286
RKB600x300B3	400/50	26,3	240	0,47	54/F	1330	80	600x300	2585	369
RKB600x300C1	230/50	27,4	350	1,93	54/F	1390	65	600x300	3146	363

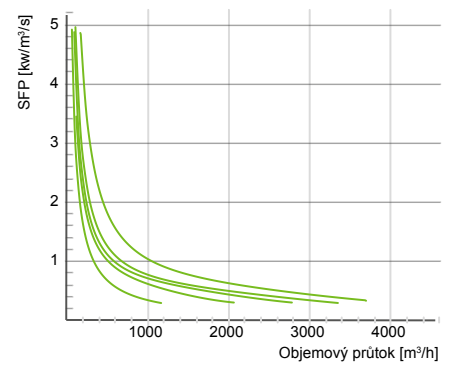
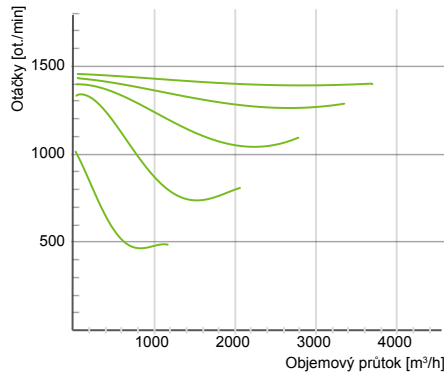
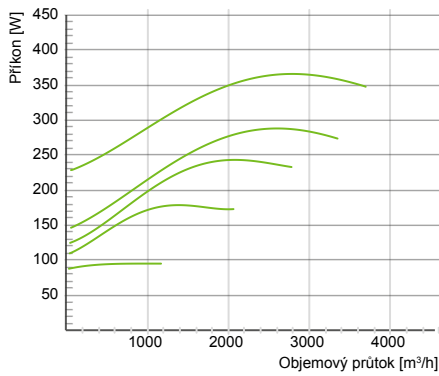
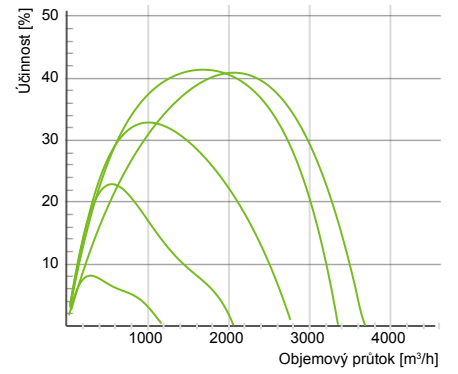
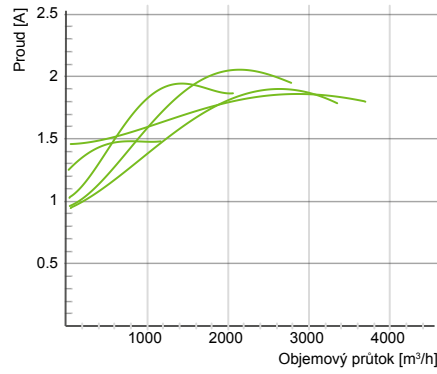
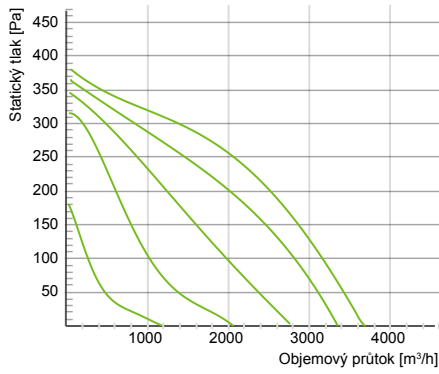
* Proud, když je ventilátor regulován

** Maximální teplota dopravovaného vzduchu, když je ventilátor regulován

RKB600x350B3

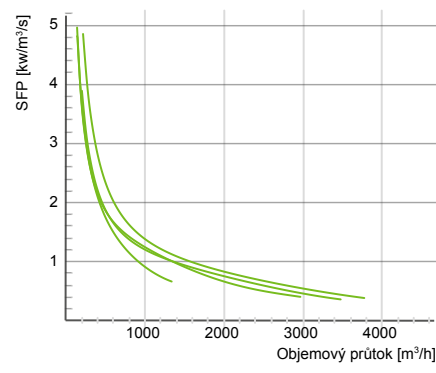
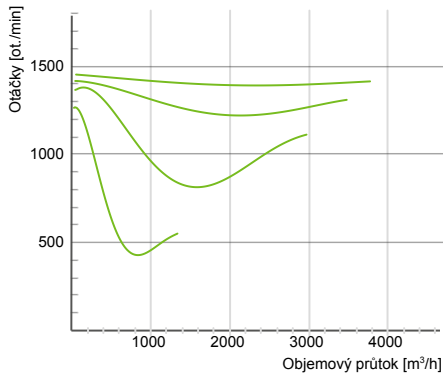
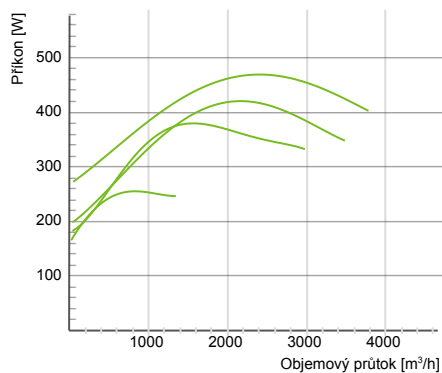
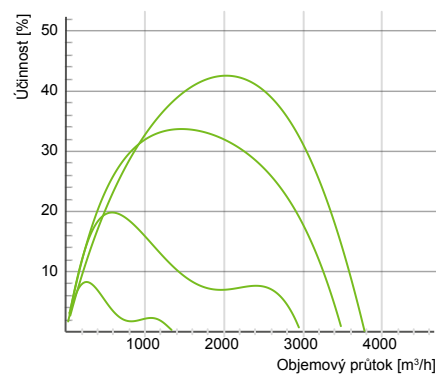
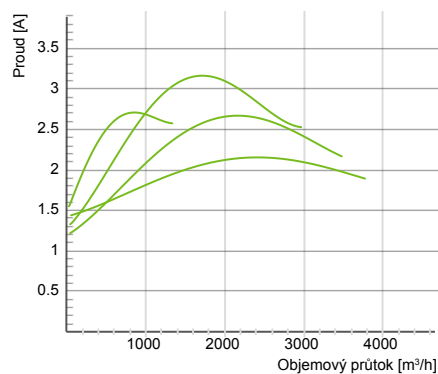
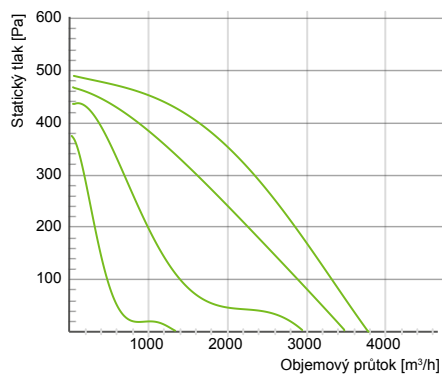


RKB600x350C1

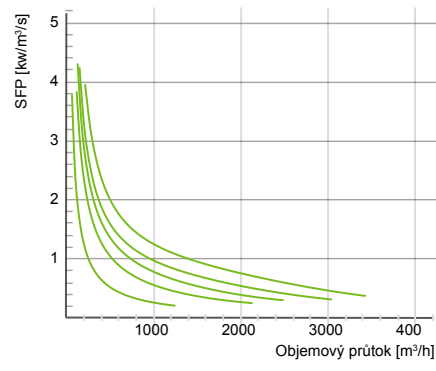
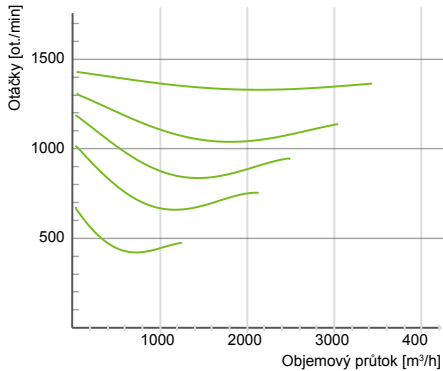
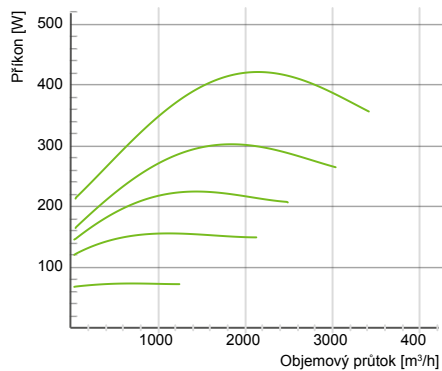
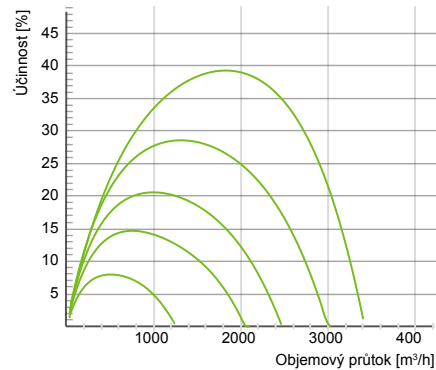
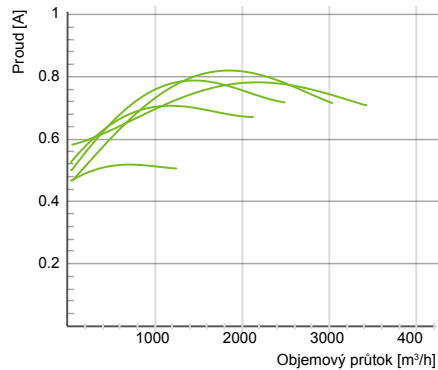
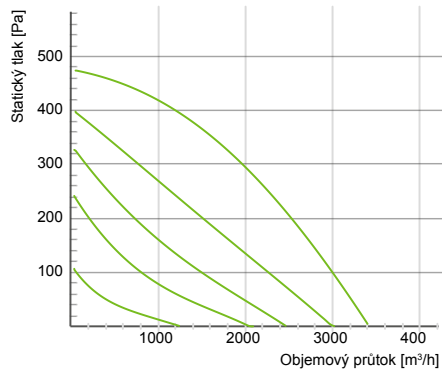


3

RKB600x350D1



RKB600x350D3

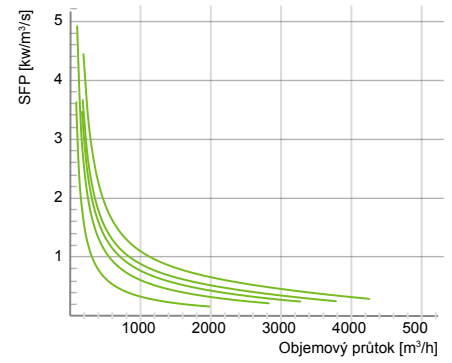
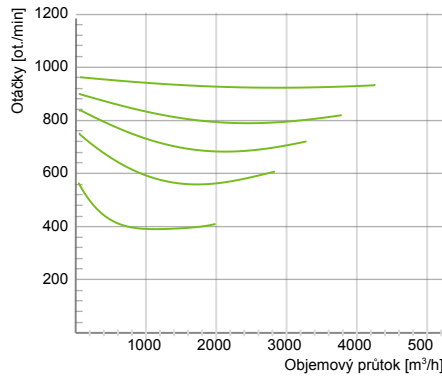
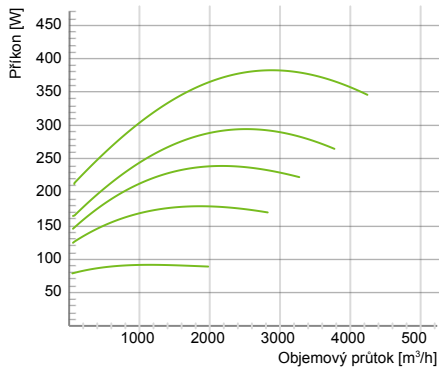
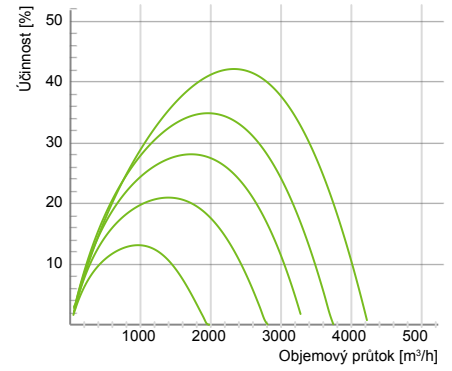
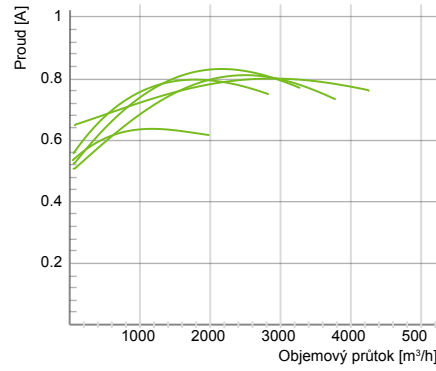
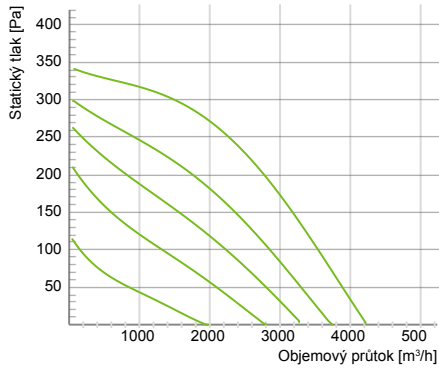


Typ	Napájení [V/Hz]	Hmotnost [kg]	Příkon [W]	Proud [A]*	IP/CL	Otáčky [ot./min]	Teplota [°C]**	Napojení [mm]	Max. průtok [m³/h]	Max. tlak [Pa]
RKB600x350B3	400/50	27,1	245	0,47	54/F	1330	80	600x350	2765	369
RKB600x350C1	230/50	28,5	367	2,04	54/F	1390	65	600x350	3668	375
RKB600x350D1	230/50	32	476	3,11	54/F	1390	65	600x350	4780	492
RKB600x350D3	400/50	30,4	424	0,82	54/F	1330	60	600x350	3420	478

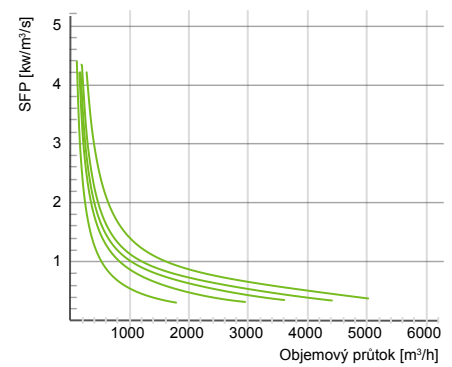
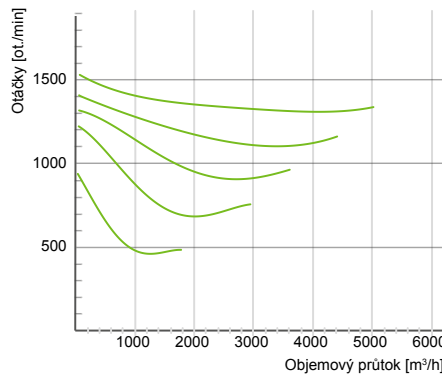
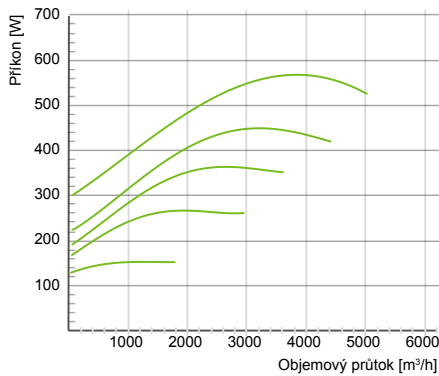
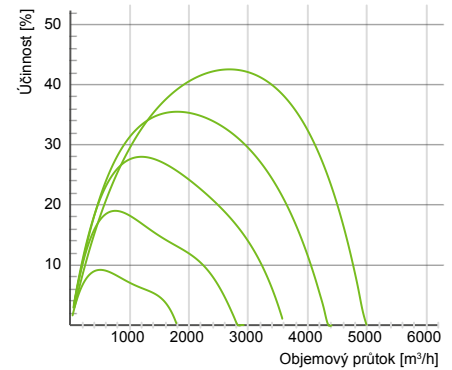
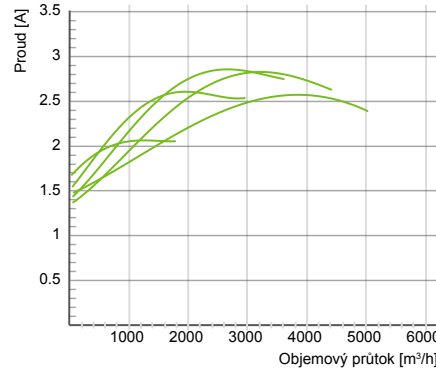
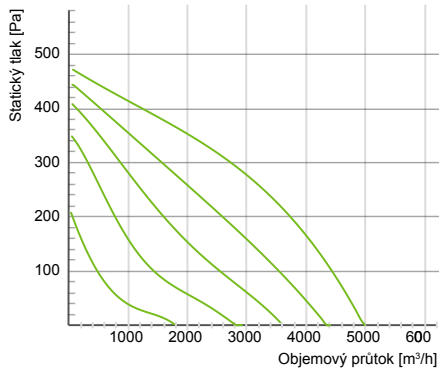
* Proud, když je ventilátor regulován

** Maximální teplota dopravovaného vzduchu, když je ventilátor regulován

RKB700x400B3

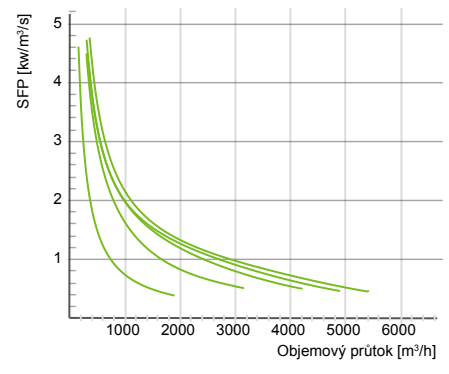
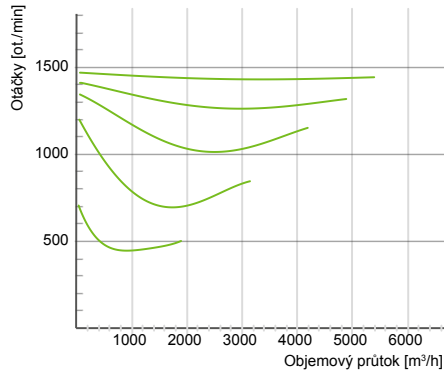
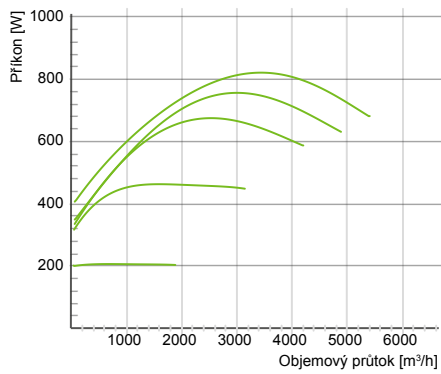
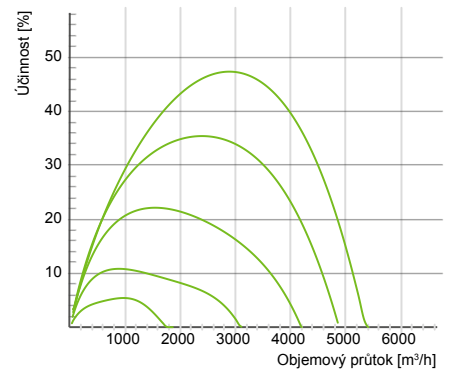
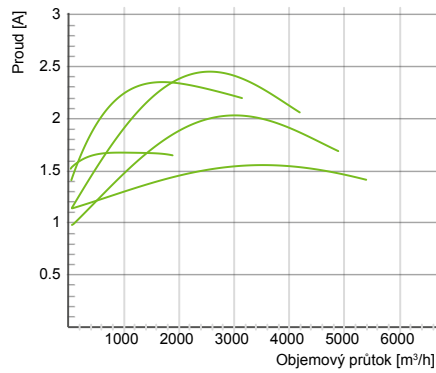
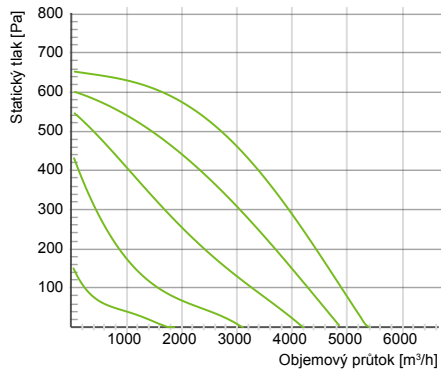


RKB700x400D1

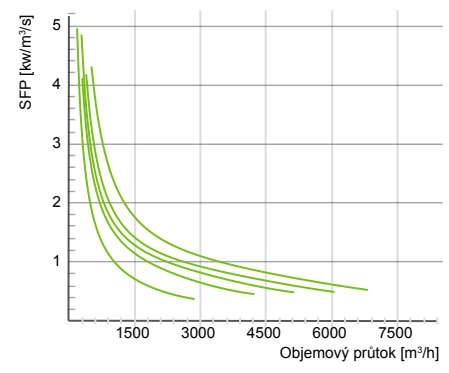
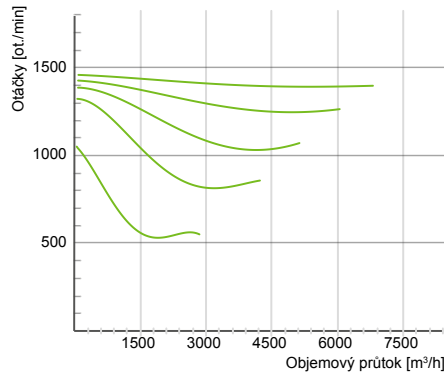
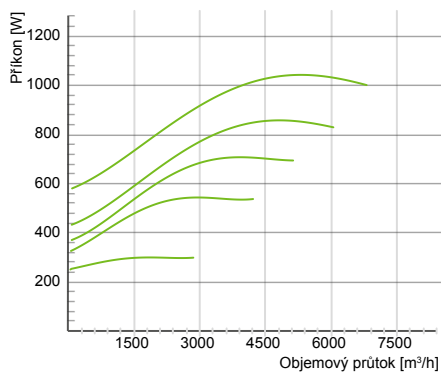
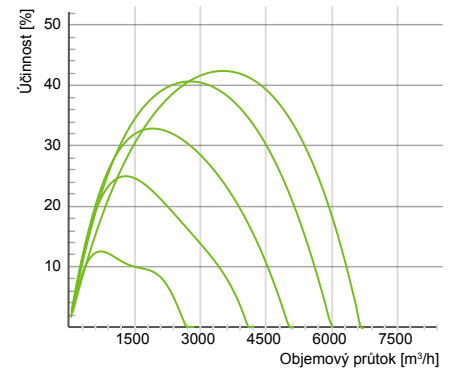
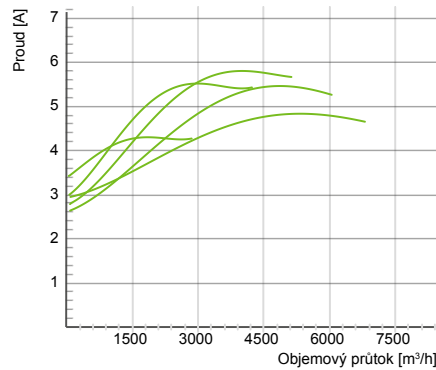
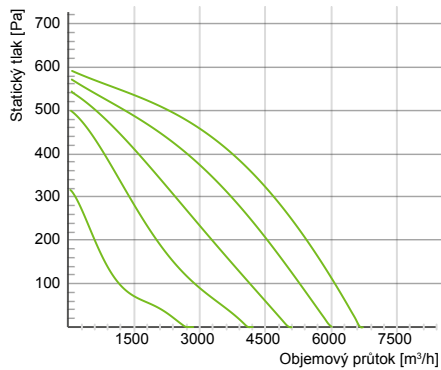


3

RKB700x400E3



RKB700x400F1

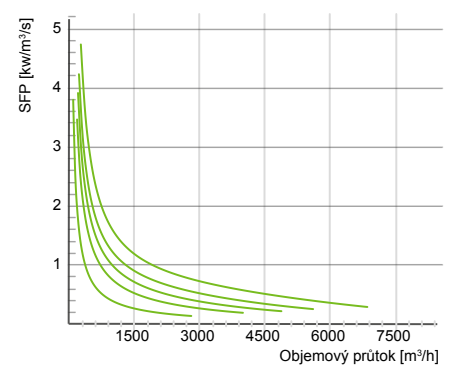
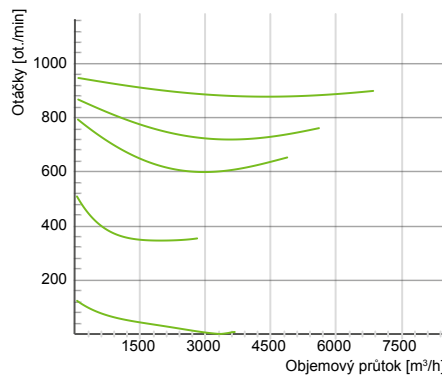
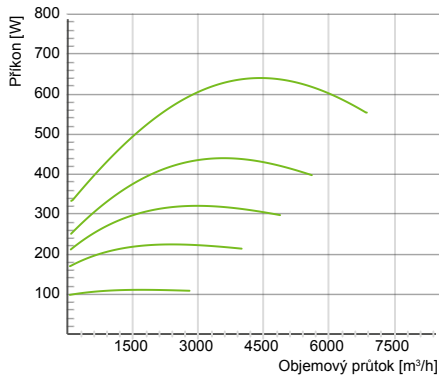
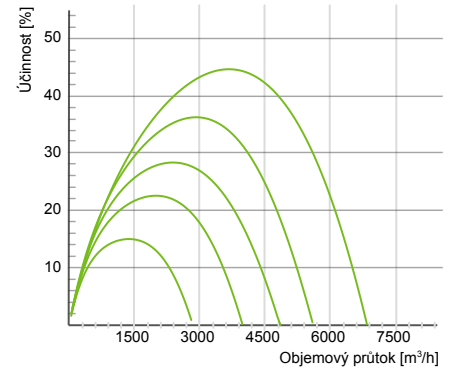
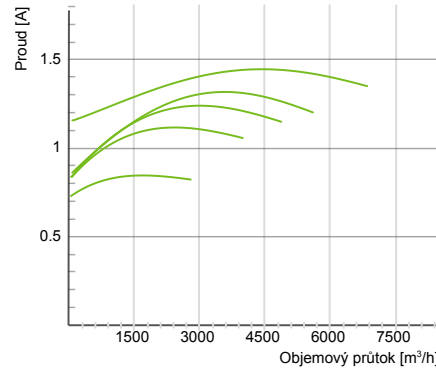
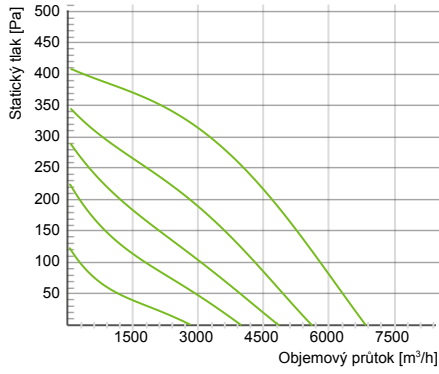


Typ	Napájení [V/Hz]	Hmotnost [kg]	Příkon [W]	Proud [A]*	IP/CL	Otáčky [ot./min]	Teplota [°C]**	Napojení [mm]	Max. průtok [m³/h]	Max. tlak [Pa]
RKB700x400B3	400/50	42,9	386	0,84	54/F	920	80	700x400	4237	343
RKB700x400D1	230/50	41,5	567	2,84	54/F	1320	80	700x400	4972	473
RKB700x400E3	400/50	48,4	830	2,44	54/F	1430	60	700x400	5364	657
RKB700x400F1	230/50	50,5	1040	5,78	54/F	1390	80	700x400	6656	600

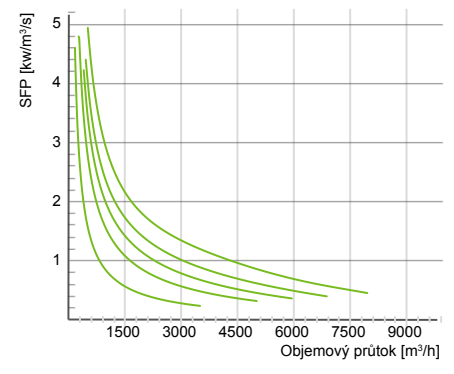
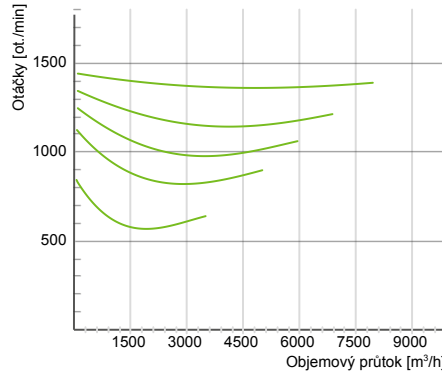
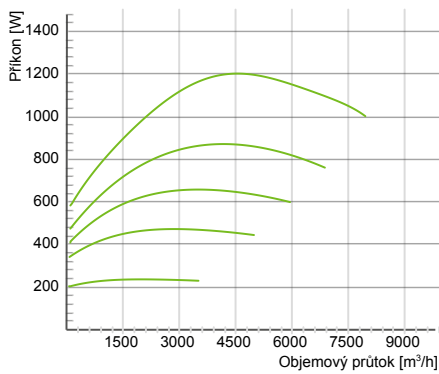
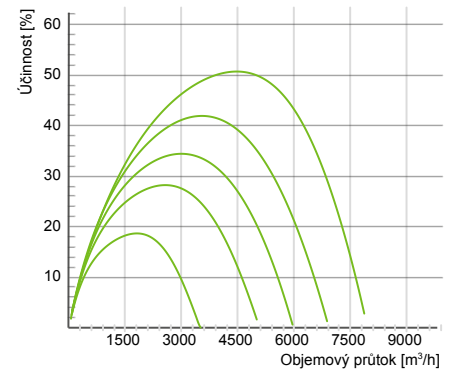
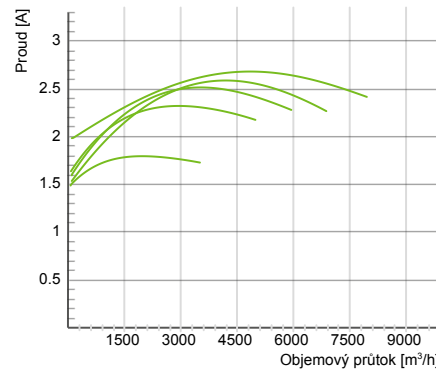
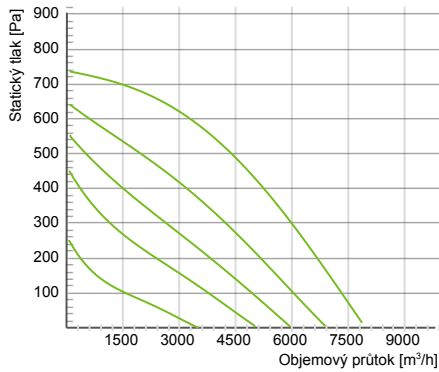
* Proud, když je ventilátor regulován

** Maximální teplota dopravovaného vzduchu, když je ventilátor regulován

RKB800x500B3

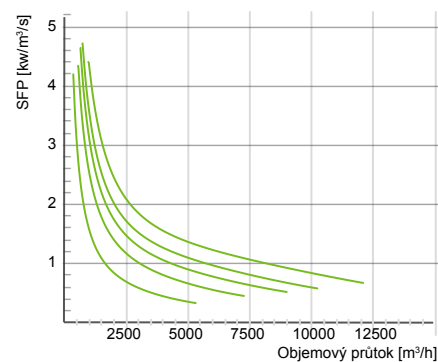
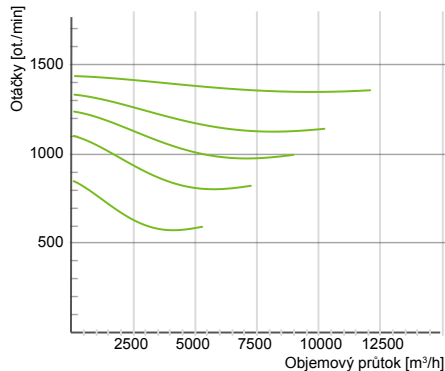
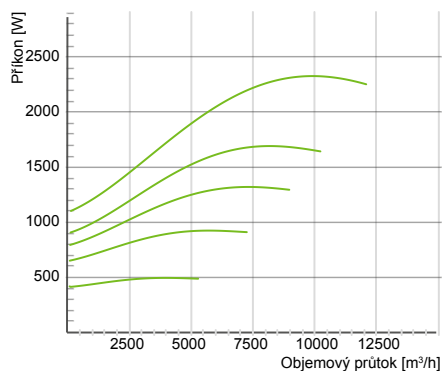
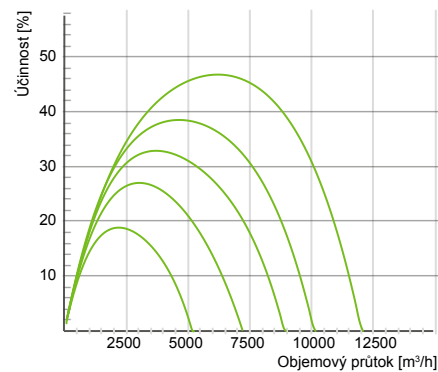
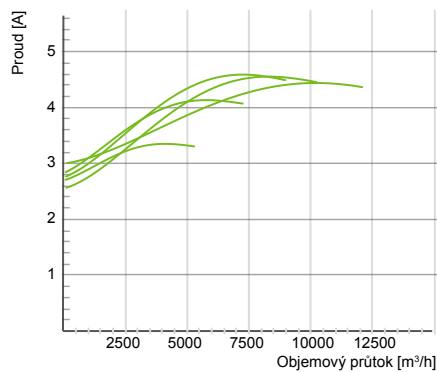
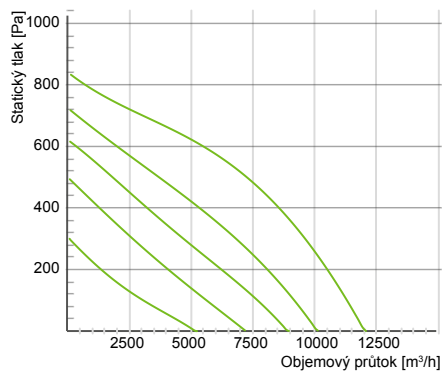


RKB800x500E3



3

RKB800x500L3



Typ	Napájení [V/Hz]	Hmotnost [kg]	Příkon [W]	Proud [A]*	IP/CL	Otáčky [ot./min]	Teplota [°C]**	Napojení [mm]	Max. průtok [m³/h]	Max. tlak [Pa]
RKB800x500B3	400/50	61,8	639	1,44	54/F	880	75	800x500	6844	413
RKB800x500E3	400/50	64,2	1210	2,7	54/F	1360	80	800x500	7949	737
RKB800x500L3	400/50	68,6	2330	4,57	54/F	1350	50	800x500	12017	831

* Proud, když je ventilátor regulován

** Maximální teplota dopravovaného vzduchu, když je ventilátor regulován

PŘÍSLUŠENSTVÍ REGULACE

TYP	Regulace					
RKB300x150C1	VRS 0.5	VRDE 1.5	VRTE C			
RKB400x200A1	VRS 1.0	VRDE 1.5	VRTE C			
RKB400x200B1	VRS 1.0	VRDE 1.5	VRTE C			
RKB400x200E1	VRS 2.0	VRDE 1.5	VRTE 1			
RKB500x250A1	VRS 1.0	VRDE 1.5	VRTE C			
RKB500x250B1	VRS 1.0	VRDE 1.5	VRTE C			
RKB500x250E1	VRS 2.0	VRDE 3	VRTE 3			
RKB600x300B1	VRS 2.0	VRDE 1.5	VRTE 1			
RKB600x300B3				VRTT 1	VRDT 2	
RKB600x300C1	VRS 2.0	VRDE 3	VRTE 3			VRDE 3
RKB600x350B3				VRTT 1	VRDT 2	
RKB600x350C1			VRTE 3			VRDE 3
RKB600x350D1			VRTE 5			VRDE 7
RKB600x350D3				VRTT 2	VRDT 2	
RKB700x400B3				VRTT 2	VRDT 2	
RKB700x400D1			VRTE 3			VRDE 3
RKB700x400E3				VRTT 4	VRDT 4	
RKB700x400F1			VRTE 7			VRDE 7
RKB800x500B3				VRTT 2	VRDT 2	
RKB800x500E3				VRTT 4	VRDT 4	
RKB800x500L3				VRTT 7	VRDT 7	

VRTE – Manuální 5-stupňový transformátorový regulátor otáček pro AC motory s 0 polohou a polohami (1-2-3-4-5) pro 1f motory



VRDT – Manuální 5-stupňový transformátorový regulátor otáček pro AC motory s 0 polohou, přepínačem vysoké/nízké otáčky a polohami (1-2-3-4-5) pro 3f motory



VRTT – Manuální 5-stupňový transformátorový regulátor otáček pro AC motory s 0 polohou a polohami (1-2-3-4-5) pro 3f motory



VRS – Tyristorový manuální regulátor otáček, minimální rychlost nastavena pomocí šroubu pod knoflíkem

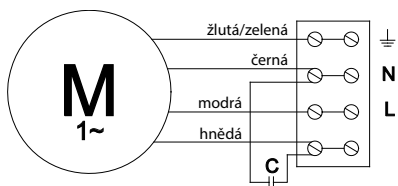


VRDE – Manuální 5-stupňový transformátorový regulátor otáček pro AC motory s 0 polohou, přepínačem vysoké/nízké otáčky a polohami (1-2-3-4-5) pro 1f motory

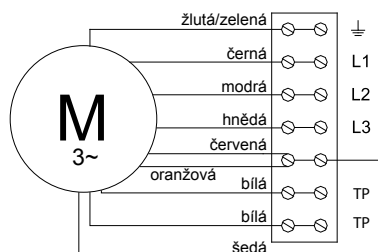


SCHÉMA ZAPOJENÍ

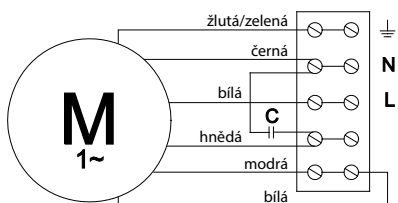
RKB300x150C1, RKB400x200A1, RKB400x200B1, RKB400x200E1, RKB500x250A1, RKB500x250B1, RKB500x250E1



RKB600x300B3, RKB600x350B3, RKB600x350D3, RKB700x400B3, RKB700x400E3, RKB800x500B3, RKB800x500E3, RKB800x500L3




RKB600x300B1, RKB600x300C1, RKB600x350C1, RKB600x350D1, RKB700x400D1, RKB700x400F1



* Uvedená schémata zapojení jsou pouze orientační, vždy má vyšší prioritu schéma zapojení uvedené na výrobku

3

PŘÍSLUŠENSTVÍ



PSPH
Pružné spojení

PŘÍKLAD ZNAČENÍ

RKB300150C1

- 1 – 1f 230V
- 3 – 3f 400V
- C – Výkonová řada
- 300x150** – Rozměr přípojovacího potrubí
- RKB** – Radiální potrubní ventilátor dozadu zahnuté lopatky