

IRB EC kruhové napojení

CHARAKTERISTIKA

- Radiální hlukově izolovaný ventilátor s kruhovým napojením
- Pro použití v rozvodech větších délek
- Kompaktní ventilátor s vysokým výkonem a účinností
- Nízká hladina akustického výkonu
- Ventilátor je určen pro dopravu čistého vzduchu bez prachu, mastnot, výparů chemikálií a dalšího znečištění
- Snadná instalace v libovolné poloze
- Pokud je ventilátor připojen na potrubí, může být instalován ve venkovním nebo vlhkém prostředí
- Splňuje ErP 2018

KONSTRUKCE

- Skříň ventilátoru je vyrobena z pozinkované oceli
- Oběžné kolo s dozadu zahnutými lopatkami
- Izolace minerální vatou tloušťky 50 mm
- Hrdla ventilátoru jsou vybavena gumovým těsněním

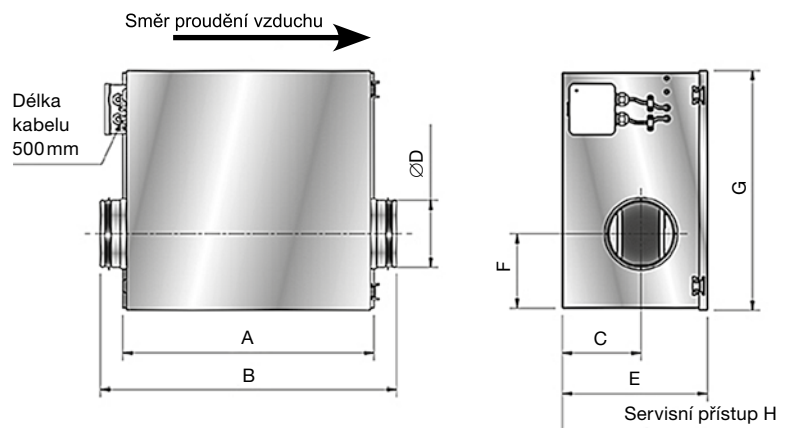
MOTOR

- **EC motory**
- Oběžné kolo s dozadu zahnutými lopatkami
- Vnější rotor motoru je vybaven bezúdržbovými zapouzdřenými kuličkovými ložisky
- Regulace rychlosti může být řízena vestavěným potenciometrem 0-10 V, nebo externí regulací
- Integrovaná tepelná ochrana motoru

INSTALACE

- Snadná instalace v libovolné poloze

ROZMĚRY



Typ	Rozměry [mm]							
	A	B	C	ØD	E	F	G	H
IRB125-EC	460	543	144	125	266	136	438	570
IRB160-EC	460	545	152	160	266	136	438	570
IRB200-EC	616	702	177	200	308	160	507	781
IRB250A1-EC	580	666	184	250	342	179	527	758
IRB250-EC	658	744	228	250	410	183	608	908
IRB315SA-EC	658	744	226	315	410	246	608	906
IRB315-EC	763	849	251	315	463	218	708	1081
IRB355A1-EC	763	840	251	355	463	231	708	1081
IRB355B1-EC	763	840	276	355	513	240	708	1131
IRB355E3-EC	763	840	276	355	513	240	708	1131
IRB400A1-EC	763	849	266	400	513	256	708	1131
IRB400-EC	908	995	304	400	567	261	808	1319
IRB500-EC	1033	1110	361	500	681	312	908	1553
IRB500B3-EC	1137	1244	367	500	697	312	1108	1675
IRB500F3-EC	1137	1244	367	500	697	312	1108	1675

HLUK

IRB125B1-EC	Tot	63 Hz	125 Hz	250 Hz	500 Hz	1 kHz	2 kHz	4 kHz	8 kHz
Od sání Lw dB(A)	57	47	53	51	45	41	40	37	28
Od výfuku Lw dB(A)	75	61	62	68	69	67	67	62	55
Do prostoru Lw dB(A)	48	37	39	45	43	33	30	29	29
Do prostoru Lp dB(A)	41	30	32	38	36	26	23	22	22

IRB160B1-EC	Tot	63 Hz	125 Hz	250 Hz	500 Hz	1 kHz	2 kHz	4 kHz	8 kHz
Od sání Lw dB(A)	59	45	56	53	46	39	39	38	29
Od výfuku Lw dB(A)	75	59	62	69	69	66	65	63	56
Do prostoru Lw dB(A)	47	36	39	44	41	34	29	28	29
Do prostoru Lp dB(A)	40	29	32	37	34	27	22	21	22

* Hlukové údaje měřeny v nedefinovaném prostoru ve vzdálenosti 3 m, pro statický tlak 200 Pa

** Lp: hladina akustického tlaku dB(A) ve vzdálenosti 3 m

*** Lw: hladina akustického výkonu dB(A)

IRB200A1-EC	Tot	63 Hz	125 Hz	250 Hz	500 Hz	1 kHz	2 kHz	4 kHz	8 kHz
Od sání Lw dB(A)	62	50	57	59	46	45	42	40	33
Od výfuku Lw dB(A)	67	52	59	65	57	53	58	52	41
Do prostoru Lw dB(A)	51	31	39	50	37	34	35	34	31
Do prostoru Lp dB(A)	44	24	32	43	30	27	28	27	24

IRB200C1-EC	Tot	63 Hz	125 Hz	250 Hz	500 Hz	1 kHz	2 kHz	4 kHz	8 kHz
Od sání Lw dB(A)	67	56	62	64	53	44	39	37	30
Od výfuku Lw dB(A)	73	58	65	71	63	59	60	54	46
Do prostoru Lw dB(A)	57	38	46	56	43	37	31	27	28
Do prostoru Lp dB(A)	50	31	39	49	36	30	24	20	21

IRB250A1-EC	Tot	63 Hz	125 Hz	250 Hz	500 Hz	1 kHz	2 kHz	4 kHz	8 kHz
Od sání Lw dB(A)	66	56	61	63	49	46	45	42	33
Od výfuku Lw dB(A)	72	57	63	69	62	62	64	57	46
Do prostoru Lw dB(A)	58	38	45	57	44	36	31	28	28
Do prostoru Lp dB(A)	51	31	38	50	37	29	24	21	21

IRB250B1-EC	Tot	63 Hz	125 Hz	250 Hz	500 Hz	1 kHz	2 kHz	4 kHz	8 kHz
Od sání Lw dB(A)	57	51	53	50	48	46	43	44	38
Od výfuku Lw dB(A)	70	53	55	59	64	62	65	60	54
Do prostoru Lw dB(A)	47	30	37	42	43	37	33	31	29
Do prostoru Lp dB(A)	40	23	30	35	36	30	26	24	22

IRB250E1-EC	Tot	63 Hz	125 Hz	250 Hz	500 Hz	1 kHz	2 kHz	4 kHz	8 kHz
Od sání Lw dB(A)	65	57	63	58	44	37	37	36	35
Od výfuku Lw dB(A)	71	60	68	65	58	55	53	51	45
Do prostoru Lw dB(A)	56	45	52	52	39	34	30	32	30
Do prostoru Lp dB(A)	49	38	45	45	32	27	23	25	23

IRB315A1-EC	Tot	63 Hz	125 Hz	250 Hz	500 Hz	1 kHz	2 kHz	4 kHz	8 kHz
Od sání Lw dB(A)	66	55	64	59	44	36	36	35	32
Od výfuku Lw dB(A)	72	60	69	66	57	55	52	53	45
Do prostoru Lw dB(A)	56	40	54	51	41	31	26	27	27
Do prostoru Lp dB(A)	49	33	47	44	34	24	19	20	20

IRB315B1-EC	Tot	63 Hz	125 Hz	250 Hz	500 Hz	1 kHz	2 kHz	4 kHz	8 kHz
Od sání Lw dB(A)	68	58	65	65	47	40	39	36	34
Od výfuku Lw dB(A)	75	61	72	71	61	60	58	55	47
Do prostoru Lw dB(A)	59	45	55	57	43	37	31	31	29
Do prostoru Lp dB(A)	52	38	48	50	36	30	24	24	22

IRB315E3-EC	Tot	63 Hz	125 Hz	250 Hz	500 Hz	1 kHz	2 kHz	4 kHz	8 kHz
Od sání Lw dB(A)	72	60	70	68	51	44	44	39	37
Od výfuku Lw dB(A)	80	64	78	75	64	64	61	58	54
Do prostoru Lw dB(A)	62	49	56	60	45	38	34	30	28
Do prostoru Lp dB(A)	55	42	49	53	38	31	27	23	21

IRB315SA1-EC	Tot	63 Hz	125 Hz	250 Hz	500 Hz	1 kHz	2 kHz	4 kHz	8 kHz
Od sání Lw dB(A)	69	60	66	63	48	42	44	40	37
Od výfuku Lw dB(A)	73	60	70	68	60	58	55	52	47
Do prostoru Lw dB(A)	56	42	49	54	44	36	37	33	31
Do prostoru Lp dB(A)	49	35	42	47	37	29	30	26	24

IRB355A1-EC	Tot	63 Hz	125 Hz	250 Hz	500 Hz	1 kHz	2 kHz	4 kHz	8 kHz
Od sání Lw dB(A)	68	57	67	58	43	39	41	37	35
Od výfuku Lw dB(A)	69	57	67	64	56	53	52	49	43
Do prostoru Lw dB(A)	55	40	51	52	39	35	32	31	30
Do prostoru Lp dB(A)	48	33	44	45	32	28	25	24	23

* Hlukové údaje měřeny v nedefinovaném prostoru ve vzdálenosti 3 m, pro statický tlak 200 Pa

** Lp: hladina akustického tlaku dB(A) ve vzdálenosti 3 m

*** Lw: hladina akustického výkonu dB(A)

IRB355B1-EC	Tot	63 Hz	125 Hz	250 Hz	500 Hz	1 kHz	2 kHz	4 kHz	8 kHz
Od sání Lw dB(A)	70	58	67	65	48	41	39	37	38
Od výfuku Lw dB(A)	75	59	71	72	62	60	58	58	58
Do prostoru Lw dB(A)	59	44	54	57	46	38	36	33	30
Do prostoru Lp dB(A)	52	37	47	50	39	31	29	26	23

IRB355E3-EC	Tot	63 Hz	125 Hz	250 Hz	500 Hz	1 kHz	2 kHz	4 kHz	8 kHz
Od sání Lw dB(A)	72	60	68	68	53	45	45	39	42
Od výfuku Lw dB(A)	80	64	75	77	66	67	67	58	63
Do prostoru Lw dB(A)	63	46	58	61	47	42	39	31	28
Do prostoru Lp dB(A)	56	39	51	54	40	35	32	24	21

IRB400A1-EC	Tot	63 Hz	125 Hz	250 Hz	500 Hz	1 kHz	2 kHz	4 kHz	8 kHz
Od sání Lw dB(A)	69	57	68	62	49	43	43	42	39
Od výfuku Lw dB(A)	72	58	70	66	58	60	56	55	51
Do prostoru Lw dB(A)	55	40	51	53	43	35	32	32	30
Do prostoru Lp dB(A)	48	33	44	46	36	28	25	25	23

IRB400B1-EC	Tot	63 Hz	125 Hz	250 Hz	500 Hz	1 kHz	2 kHz	4 kHz	8 kHz
Od sání Lw dB(A)	67	58	65	58	54	46	37	36	32
Od výfuku Lw dB(A)	75	62	74	66	60	57	54	55	42
Do prostoru Lw dB(A)	59	46	57	51	39	37	28	28	27
Do prostoru Lp dB(A)	52	39	50	44	32	30	21	21	20

IRB400B3-EC	Tot	63 Hz	125 Hz	250 Hz	500 Hz	1 kHz	2 kHz	4 kHz	8 kHz
Od sání Lw dB(A)	68	59	66	59	55	47	38	37	33
Od výfuku Lw dB(A)	75	62	74	67	60	58	55	56	44
Do prostoru Lw dB(A)	58	45	56	52	42	39	32	33	28
Do prostoru Lp dB(A)	51	38	49	45	35	32	25	26	21

IRB400E3-EC	Tot	63 Hz	125 Hz	250 Hz	500 Hz	1 kHz	2 kHz	4 kHz	8 kHz
Od sání Lw dB(A)	73	62	70	66	62	57	47	43	41
Od výfuku Lw dB(A)	80	66	78	73	67	65	61	60	55
Do prostoru Lw dB(A)	64	49	61	59	46	42	32	30	28
Do prostoru Lp dB(A)	57	42	54	52	39	35	25	23	21

IRB500A3-EC	Tot	63 Hz	125 Hz	250 Hz	500 Hz	1 kHz	2 kHz	4 kHz	8 kHz
Od sání Lw dB(A)	70	58	70	58	48	47	44	42	40
Od výfuku Lw dB(A)	77	63	75	67	64	61	60	60	55
Do prostoru Lw dB(A)	61	49	60	54	43	38	29	29	28
Do prostoru Lp dB(A)	54	42	53	47	36	31	22	22	21

IRB500B3-EC	Tot	63 Hz	125 Hz	250 Hz	500 Hz	1 kHz	2 kHz	4 kHz	8 kHz
Od sání Lw dB(A)	64	59	62	51	43	40	37	36	35
Od výfuku Lw dB(A)	70	66	67	58	54	55	53	55	47
Do prostoru Lw dB(A)	60	58	55	46	37	39	29	29	28
Do prostoru Lp dB(A)	53	51	48	39	30	32	22	22	21

IRB500E3-EC	Tot	63 Hz	125 Hz	250 Hz	500 Hz	1 kHz	2 kHz	4 kHz	8 kHz
Od sání Lw dB(A)	74	63	73	65	54	52	50	46	47
Od výfuku Lw dB(A)	81	67	78	74	71	68	66	64	63
Do prostoru Lw dB(A)	66	54	64	60	49	40	35	31	29
Do prostoru Lp dB(A)	59	47	57	53	42	33	28	24	22

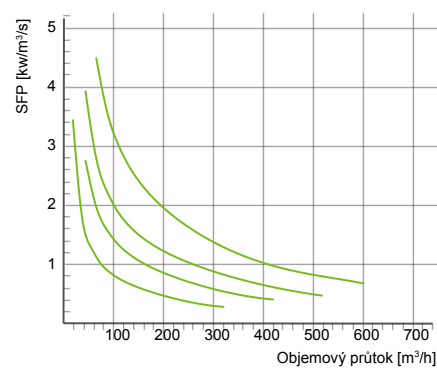
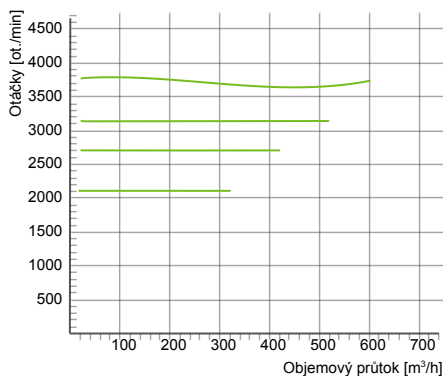
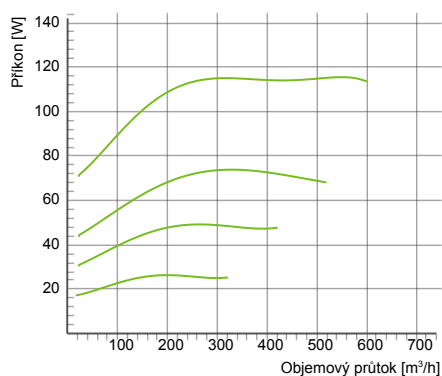
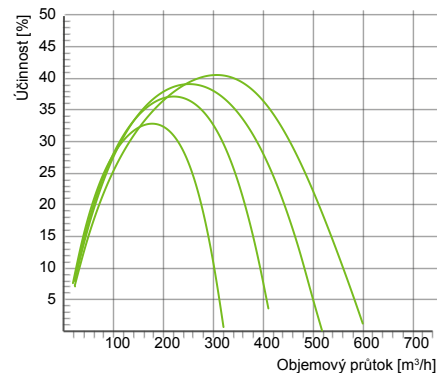
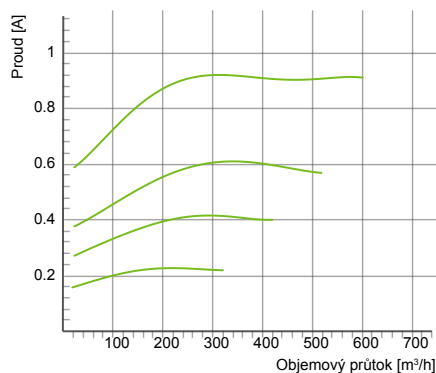
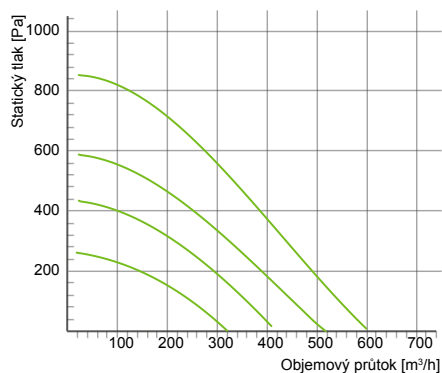
IRB500F3-EC	Tot	63 Hz	125 Hz	250 Hz	500 Hz	1 kHz	2 kHz	4 kHz	8 kHz
Od sání Lw dB(A)	72	62	71	61	58	50	46	44	43
Od výfuku Lw dB(A)	79	66	78	69	66	66	62	59	59
Do prostoru Lw dB(A)	67	54	66	58	47	38	31	33	29
Do prostoru Lp dB(A)	60	47	59	51	40	31	24	26	22

* Hlukové údaje měřeny v nedefinovaném prostoru ve vzdálenosti 3 m, pro statický tlak 200 Pa

** Lp: hladina akustického tlaku dB(A) ve vzdálenosti 3 m

*** Lw: hladina akustického výkonu dB(A)

**CHARAKTERISTIKA VENTILÁTORU
IRB125B1-EC**

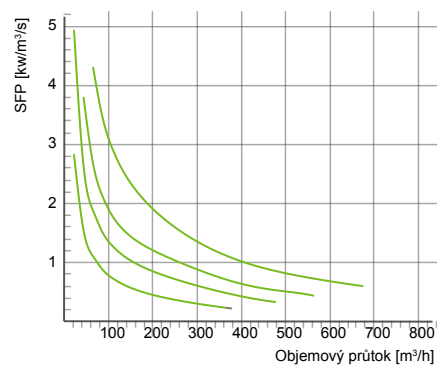
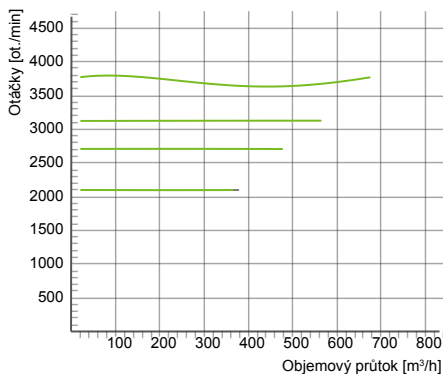
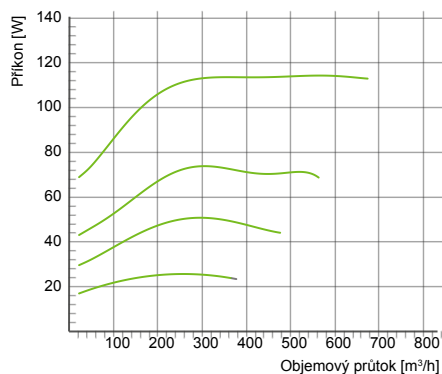
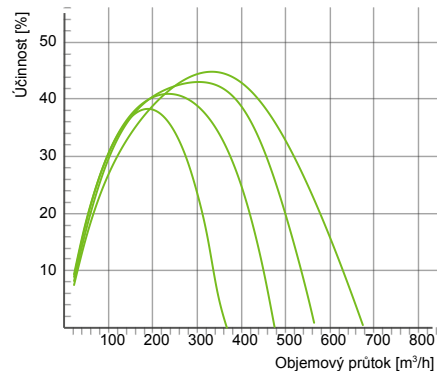
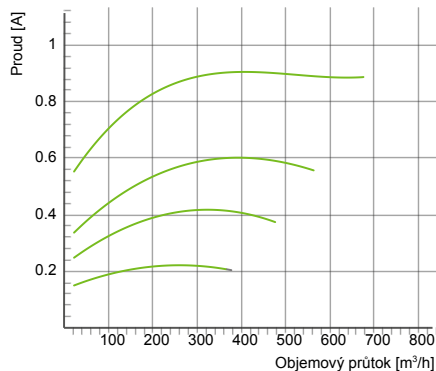
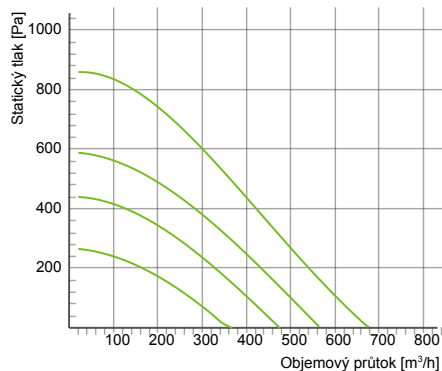


Typ	Napájení [V/Hz]	Hmotnost [kg]	Příkon [W]	Proud [A]*	IP/CL	Otáčky [ot./min]	Teplota [°C]**	Napojení [mm]	Max. průtok [m³/h]	Max. tlak [Pa]
IRB125B1-EC	230/50	11,8	116	0,93	44/F	3680	50	125	601	852

* Proud, když je ventilátor regulován

** Maximální teplota dopravovaného vzduchu, když je ventilátor regulován

IRB160B1-EC

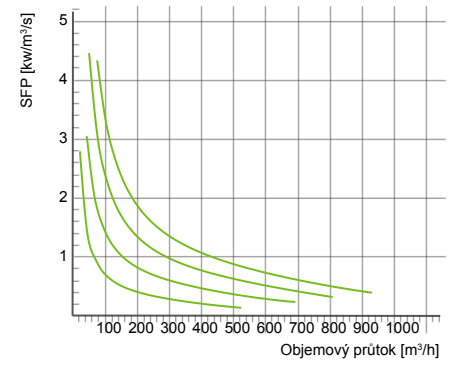
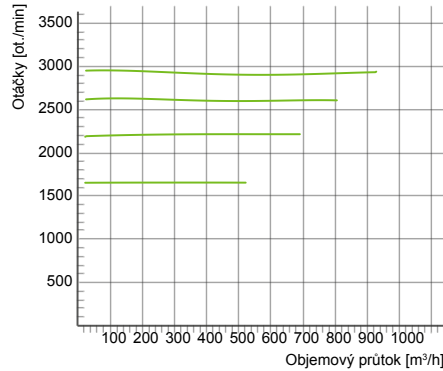
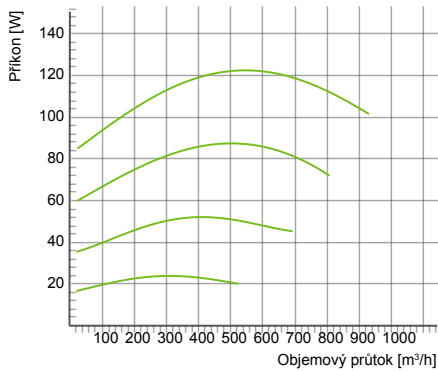
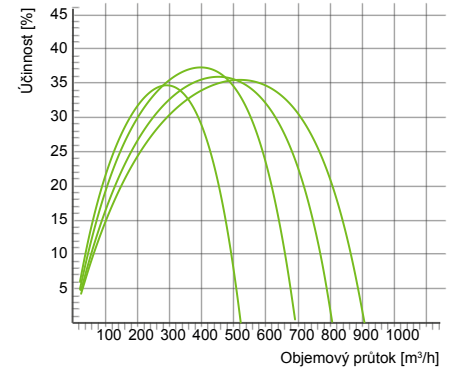
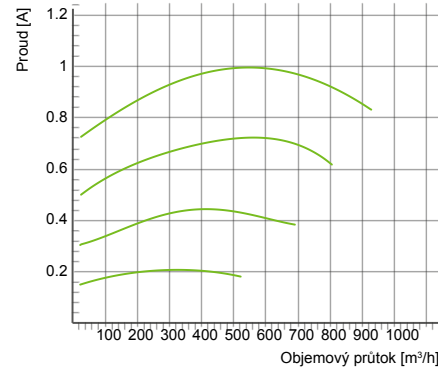
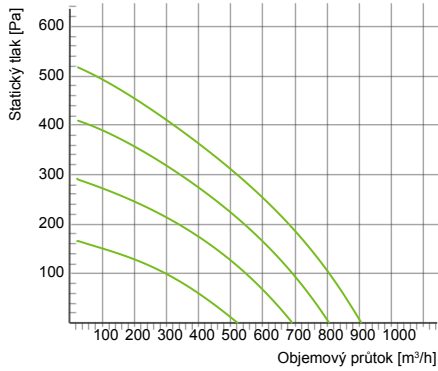


Typ	Napájení [V/Hz]	Hmotnost [kg]	Příkon [W]	Proud [A]*	IP/CL	Otáčky [ot./min]	Teplota [°C]**	Napojení [mm]	Max. průtok [m³/h]	Max. tlak [Pa]
IRB160B1-EC	230/50	11,9	114	0,89	44/F	3630	80	160	677	860

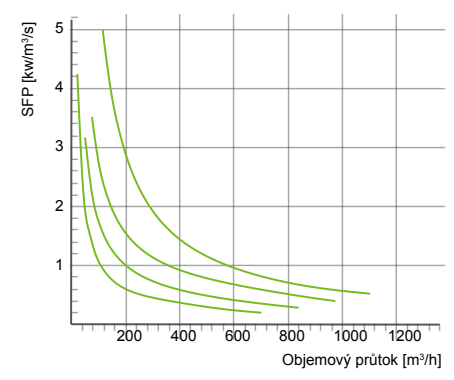
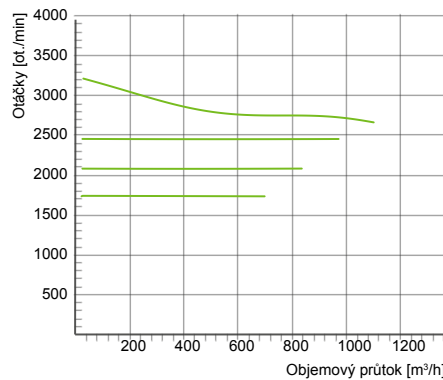
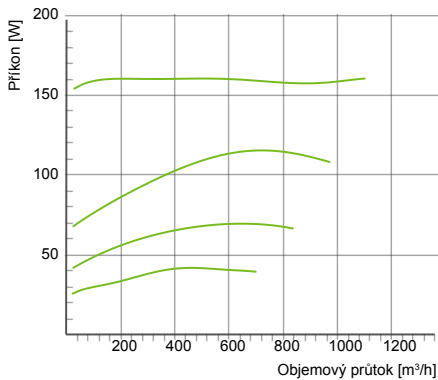
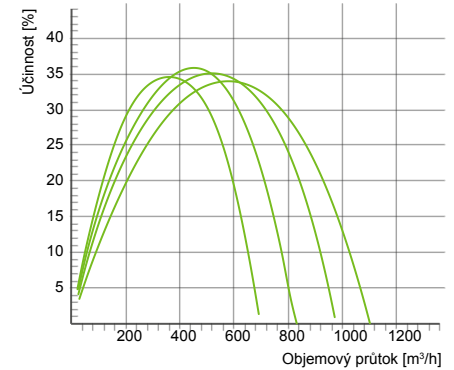
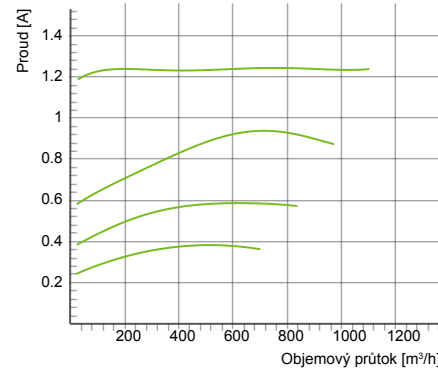
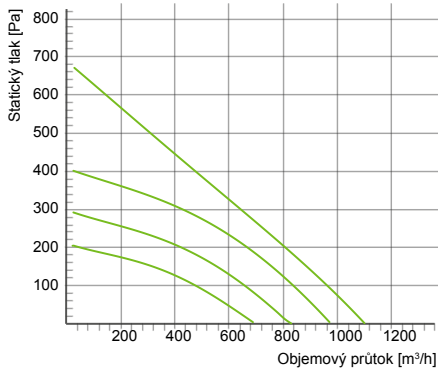
* Proud, když je ventilátor regulován

** Maximální teplota dopravovaného vzduchu, když je ventilátor regulován

IRB200A1-EC



IRB200C1-EC

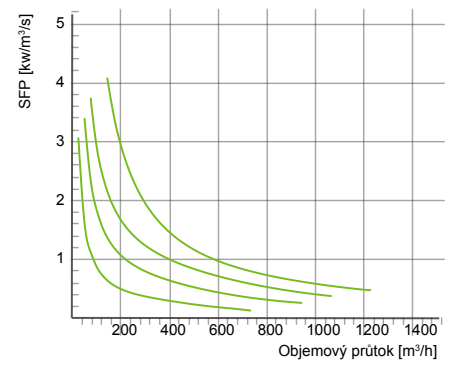
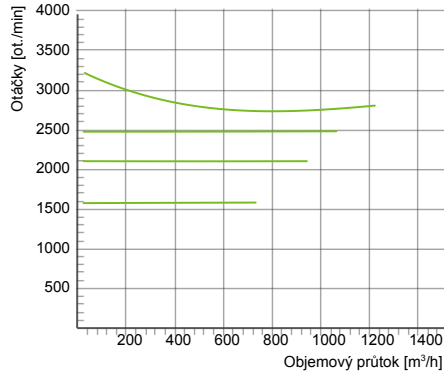
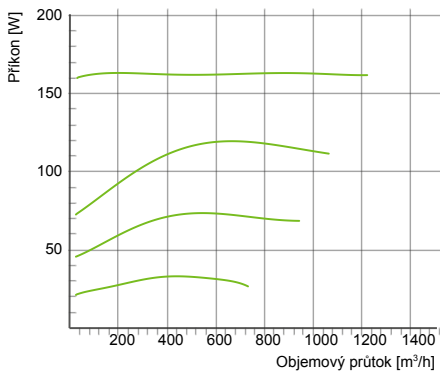
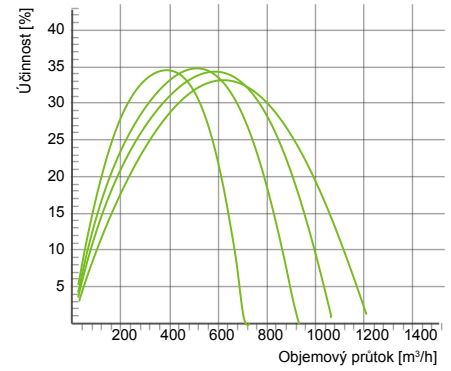
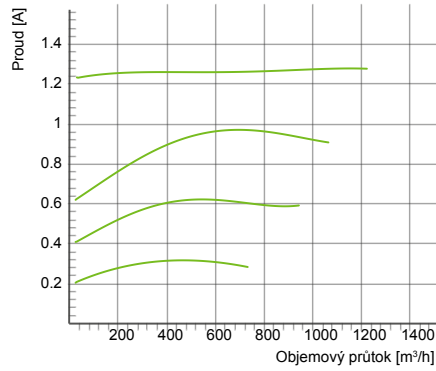
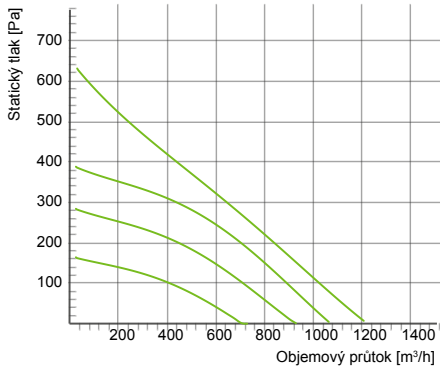


Typ	Napájení [V/Hz]	Hmotnost [kg]	Příkon [W]	Proud [A]*	IP/CL	Otáčky [ot./min]	Teplota [°C]**	Napojení [mm]	Max. průtok [m³/h]	Max. tlak [Pa]
IRB200A1-EC	230/50	18,6	121	0,99	44/F	2900	60	200	907	525
IRB200C1-EC	230/50	18,8	161	1,24	44/F	2890	50	200	1102	688

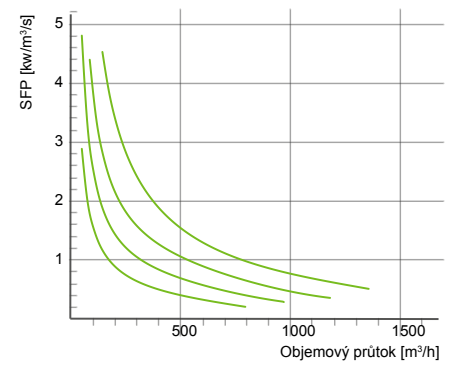
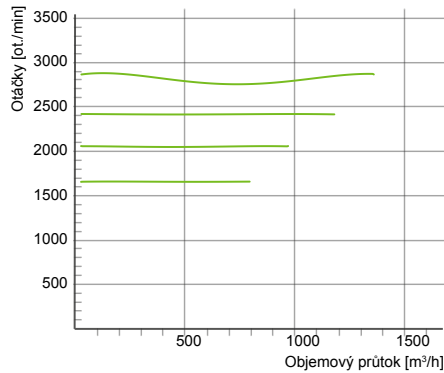
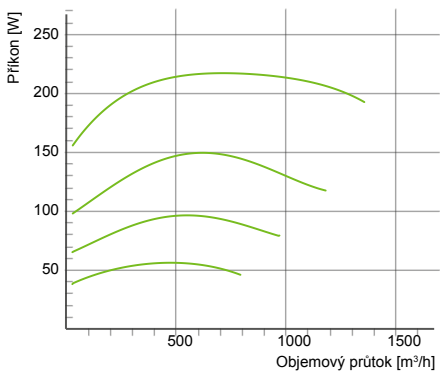
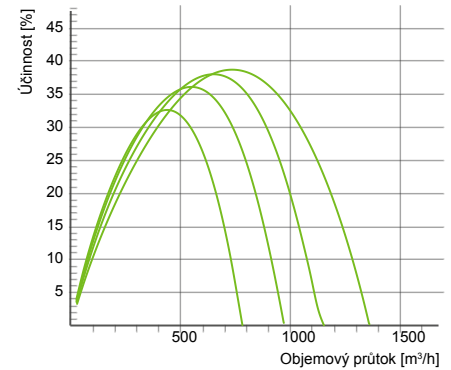
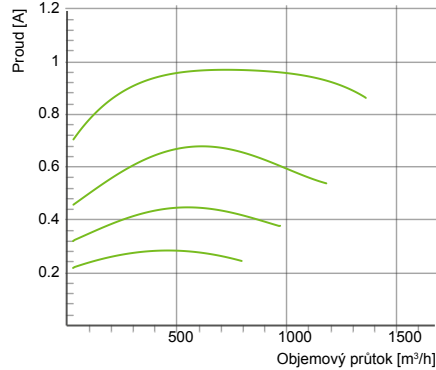
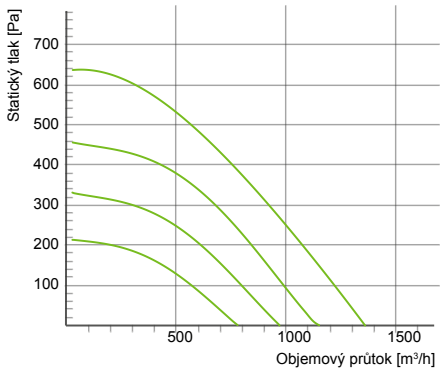
* Proud, když je ventilátor regulován

** Maximální teplota dopraveného vzduchu, když je ventilátor regulován

IRB250A1-EC

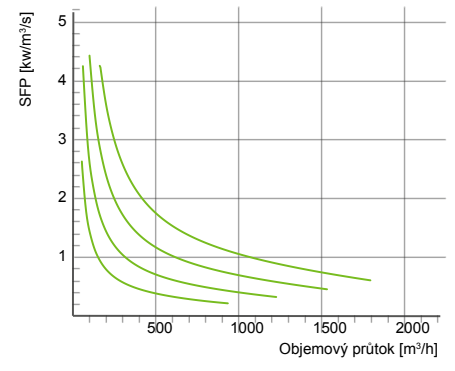
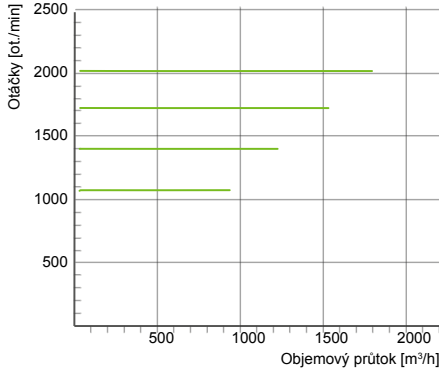
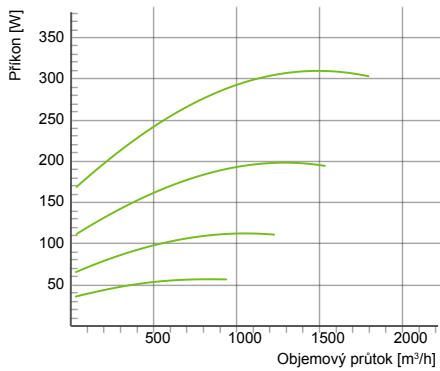
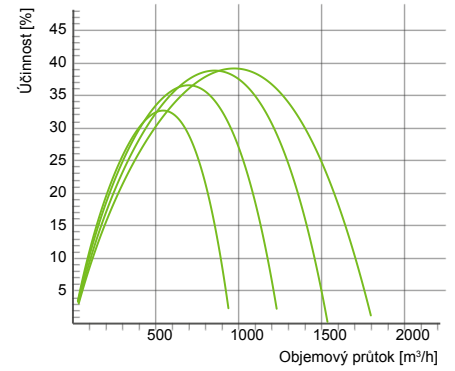
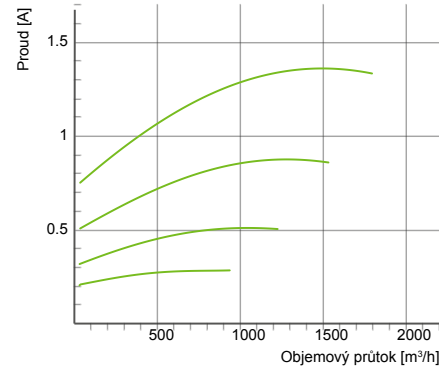
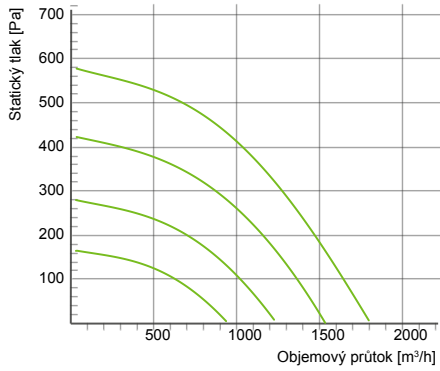


IRB250B1-EC



3

IRB250E1-EC

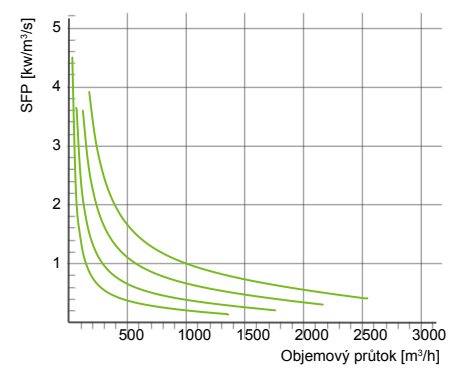
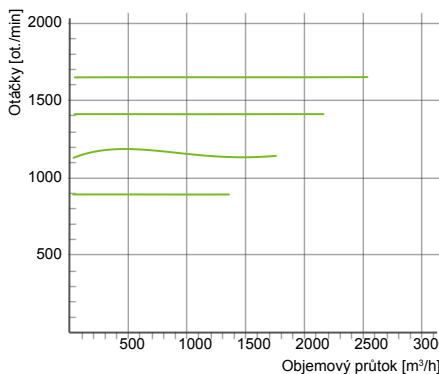
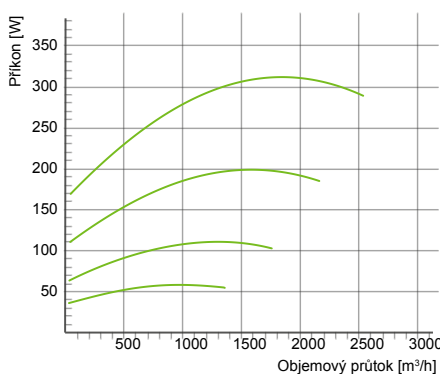
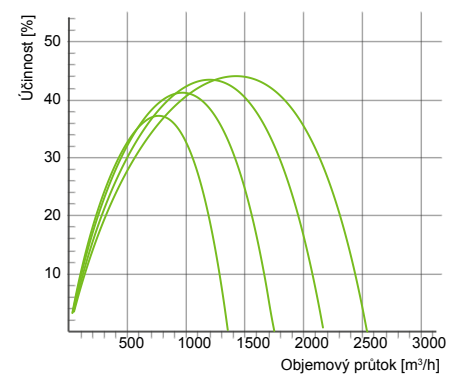
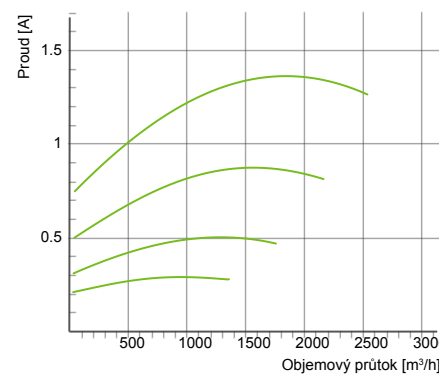
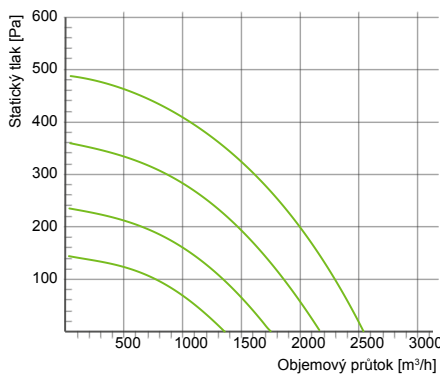


Typ	Napájení [V/Hz]	Hmotnost [kg]	Přikon [W]	Proud [A]*	IP/CL	Otáčky [ot./min]	Teplota [°C]**	Napojení [mm]	Max. průtok [m³/h]	Max. tlak [Pa]
IRB250A1-EC	230/50	17,9	163	1,27	44/F	2760	50	250	1224	645
IRB250B1-EC	230/50	27	218	0,96	54/F	2750	60	250	1357	639
IRB250E1-EC	230/50	34	311	1,37	54/F	2020	60	250	1807	579

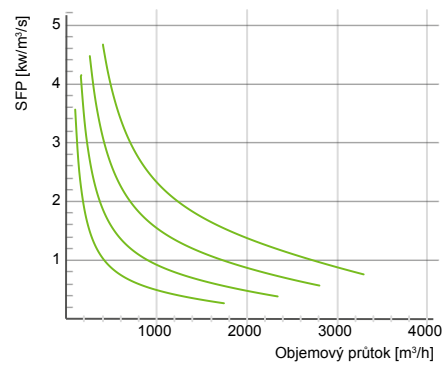
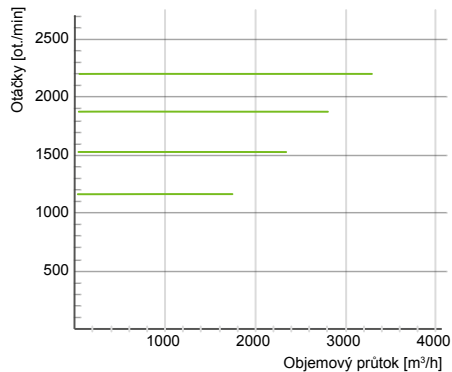
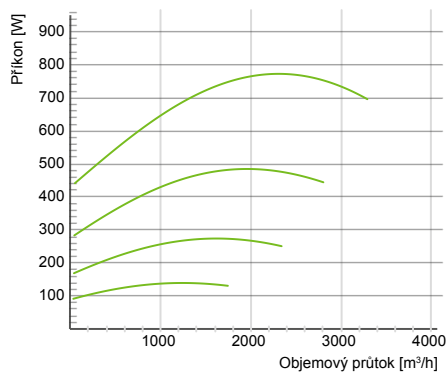
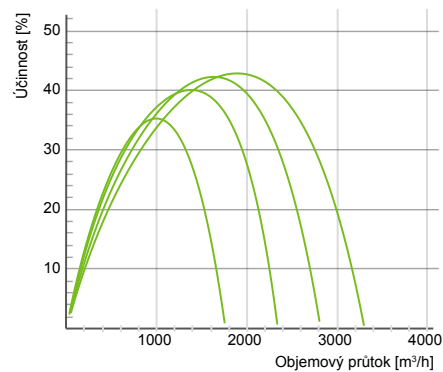
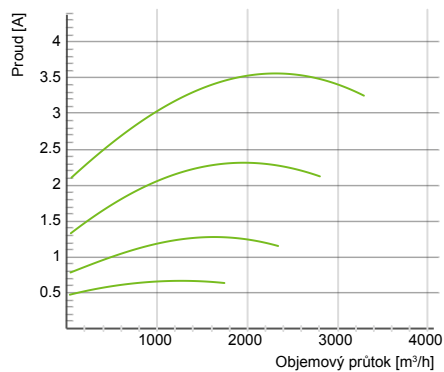
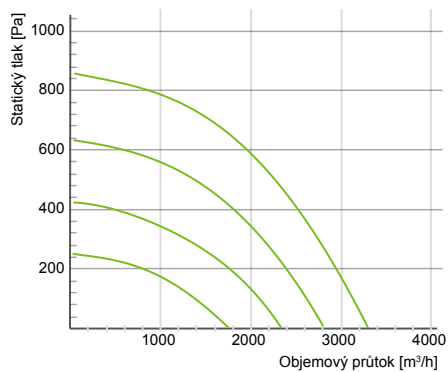
* Proud, když je ventilátor regulován

** Maximální teplota dopravovaného vzduchu, když je ventilátor regulován

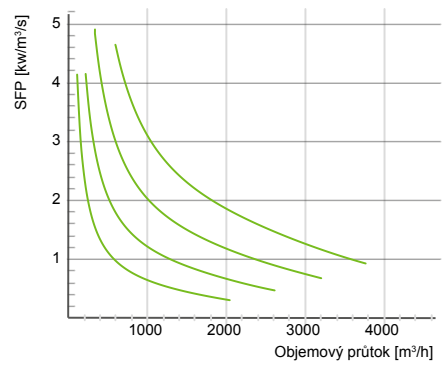
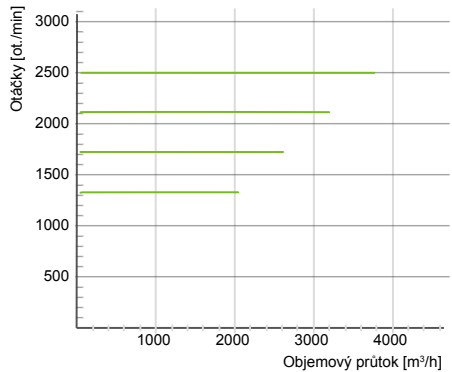
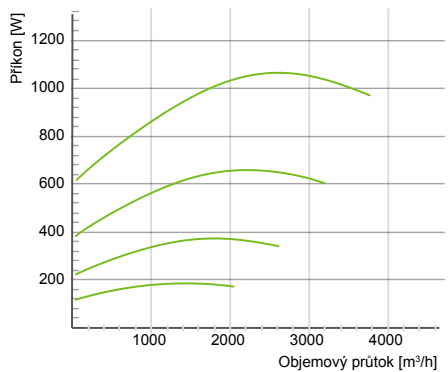
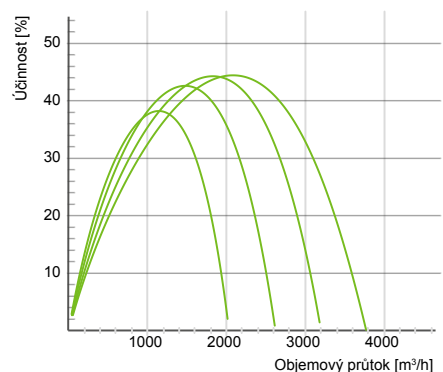
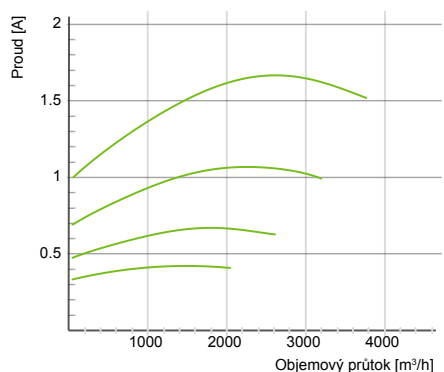
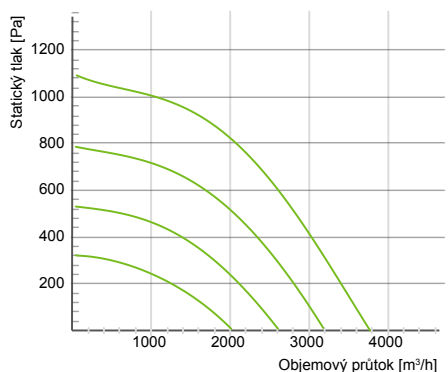
IRB315A1-EC



IRB315B1-EC



IRB315E3-EC

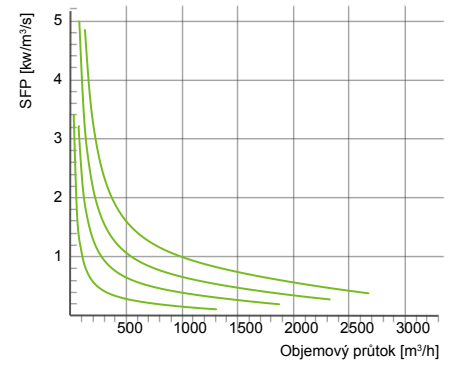
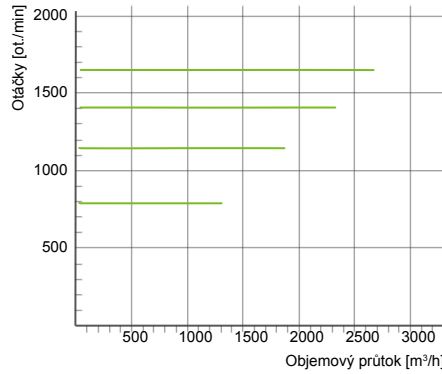
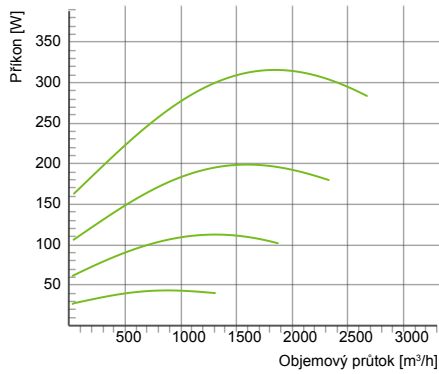
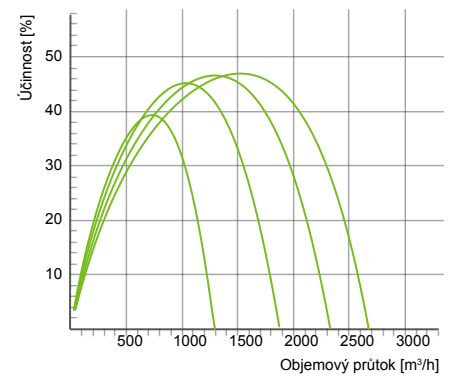
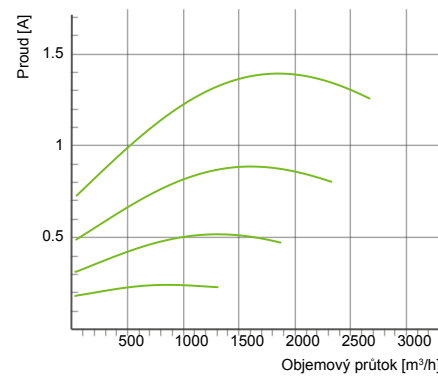
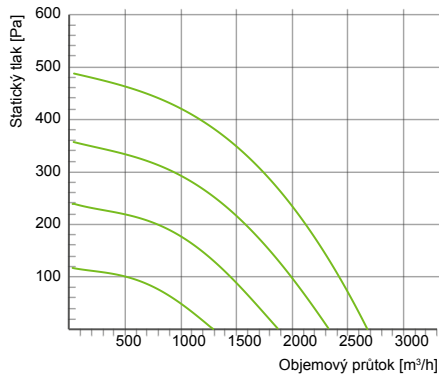


Typ	Napájení [V/Hz]	Hmotnost [kg]	Příkon [W]	Proud [A]*	IP/GL	Otáčky [ot./min]	Teplota [°C]**	Napojení [mm]	Max. průtok [m³/h]	Max. tlak [Pa]
IRB315A1-EC	230/50	49,4	311	1,36	54/F	1650	60	315	2538	487
IRB315B1-EC	230/50	46,3	777	3,57	54/F	2200	60	315	3481	856
IRB315E3-EC	400/50	46,3	1070	1,67	54/F	2500	60	315	3773	1092
IRB315SA1-EC	230/50	33,7	333	1,47	54/F	2020	60	315	2160	563

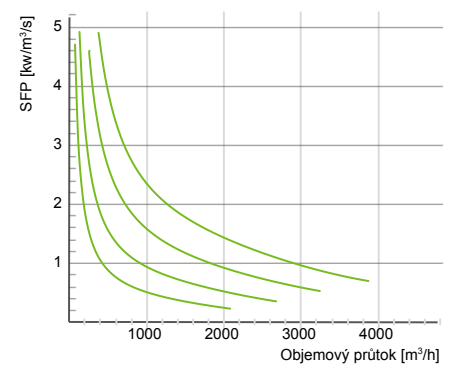
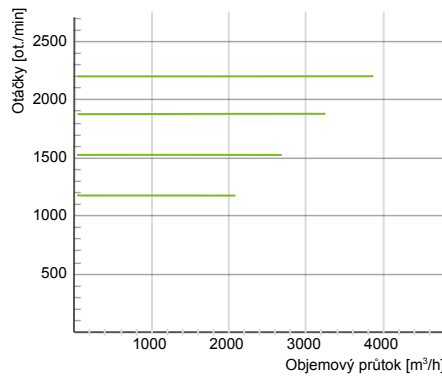
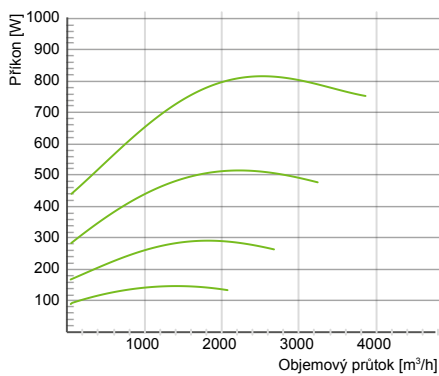
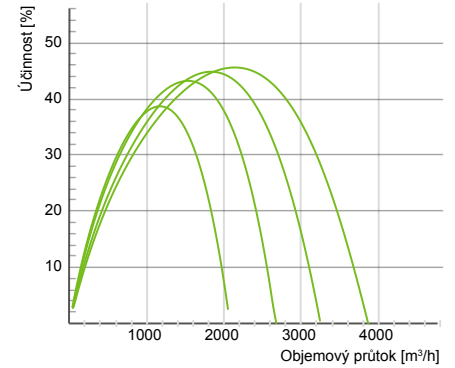
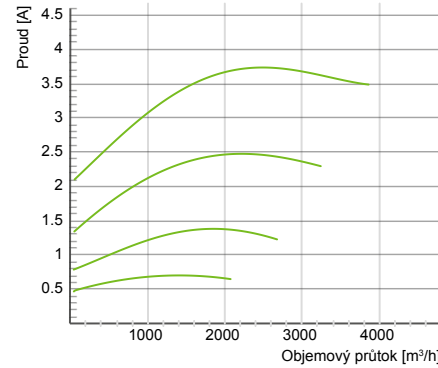
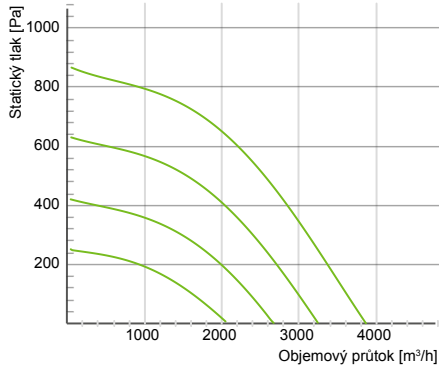
* Proud, když je ventilátor regulován

** Maximální teplota dopravovaného vzduchu, když je ventilátor regulován

IRB355B1-EC

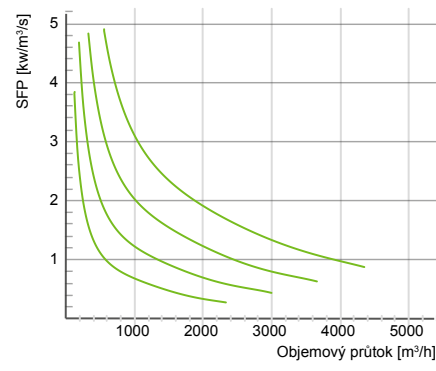
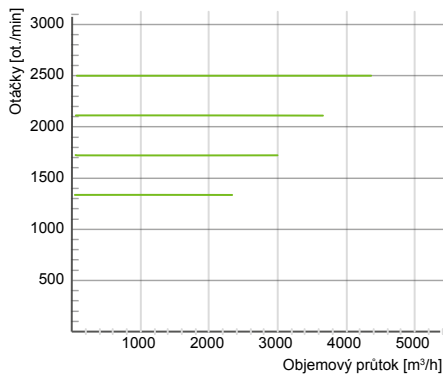
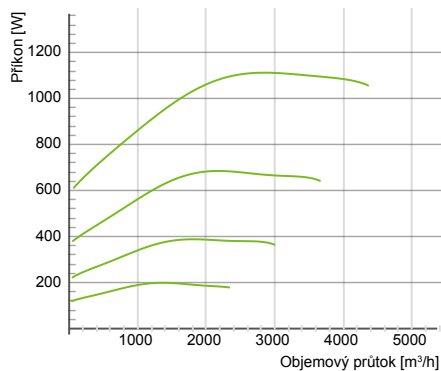
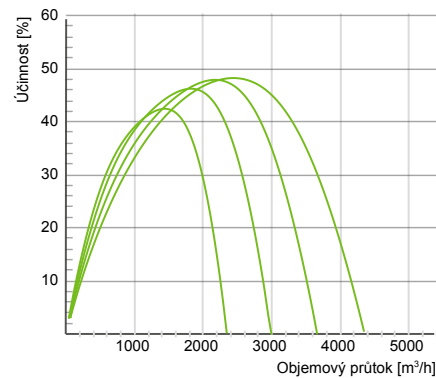
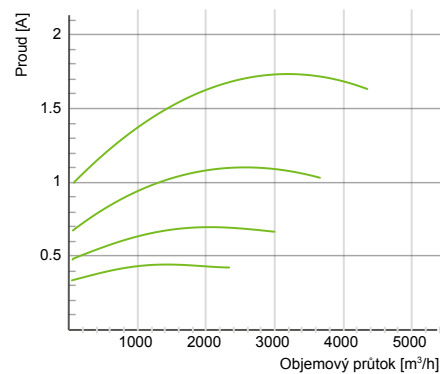
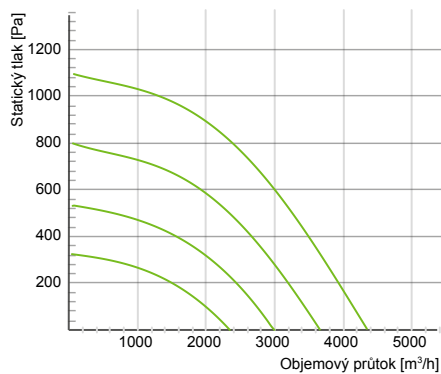


IRB355B1-EC



3

IRB355E3-EC

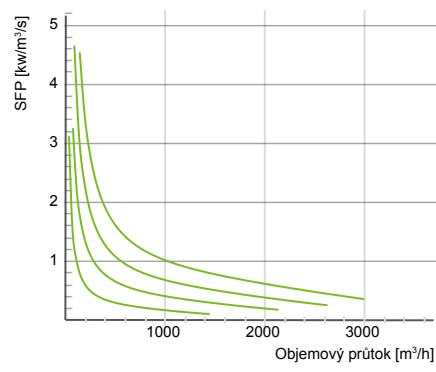
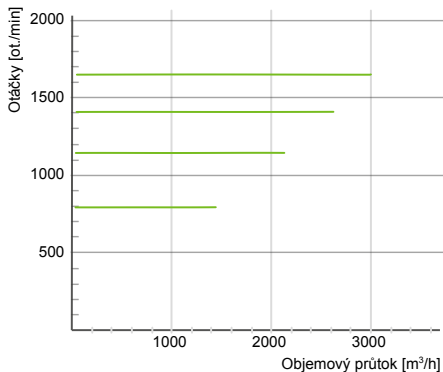
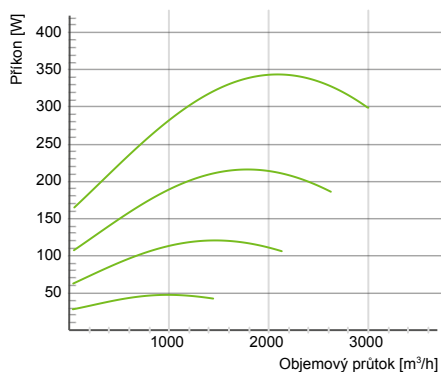
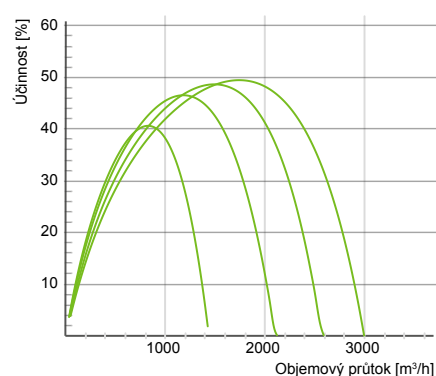
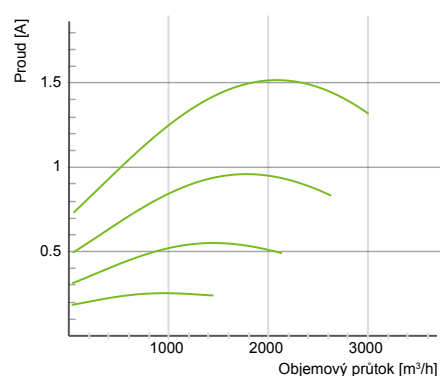
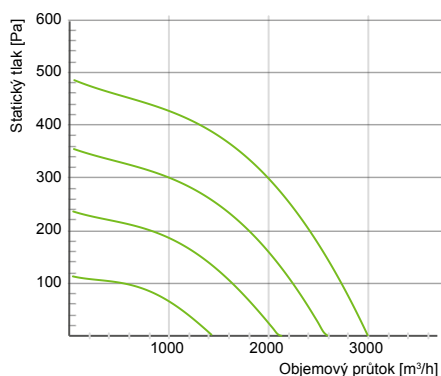


Typ	Napájení [V/Hz]	Hmotnost [kg]	Příkon [W]	Proud [A]*	IP/CL	Otáčky [ot./min]	Teplota [°C]**	Napojení [mm]	Max. průtok [m³/h]	Max. tlak [Pa]
IRB355B1-EC	230/50	36,8	315	1,39	54/F	1650	60	355	2675	486
IRB355B1-EC	230/50	48	816	3,73	54/F	2200	60	355	3866	863
IRB355E3-EC	400/50	48	1120	1,74	54/F	2500	60	355	4356	1096

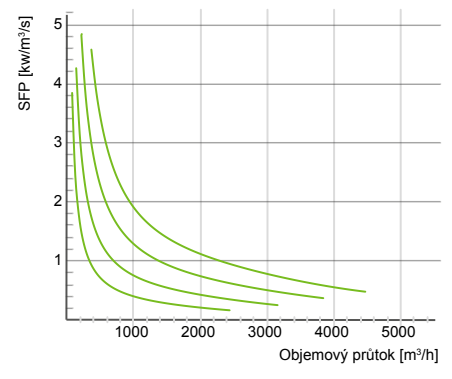
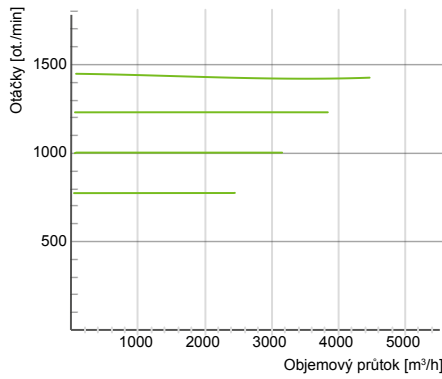
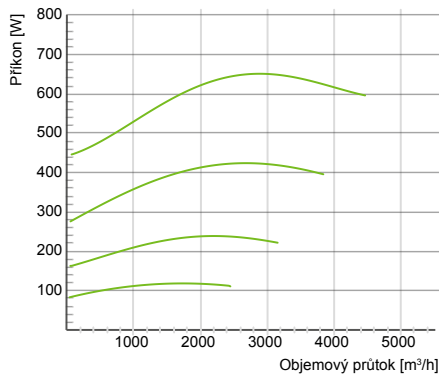
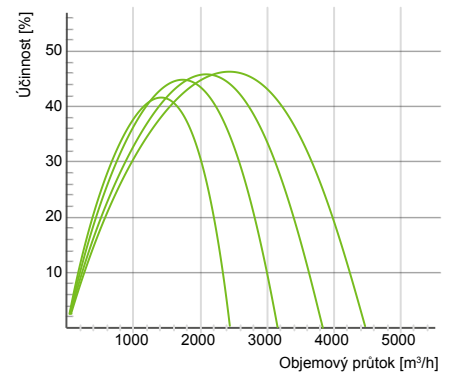
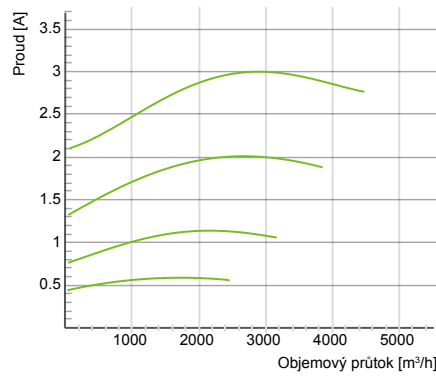
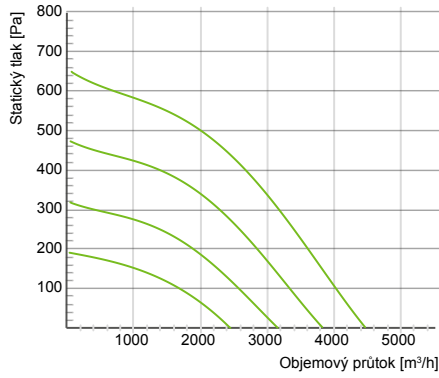
* Proud, když je ventilátor regulován

** Maximální teplota dopravovaného vzduchu, když je ventilátor regulován

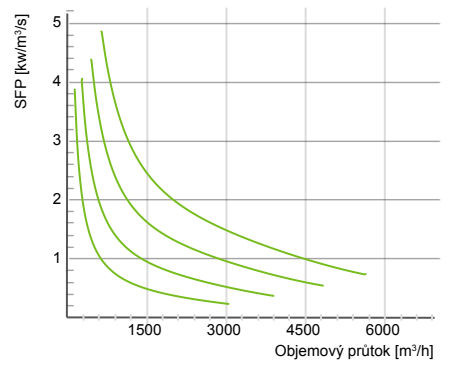
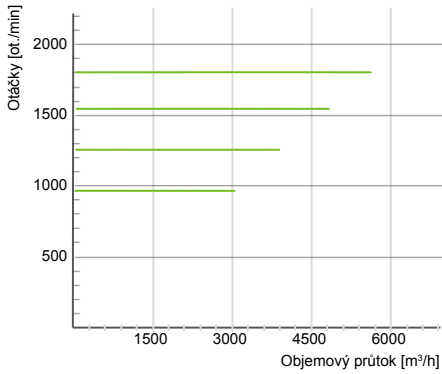
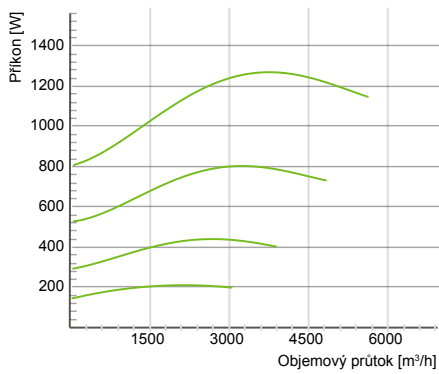
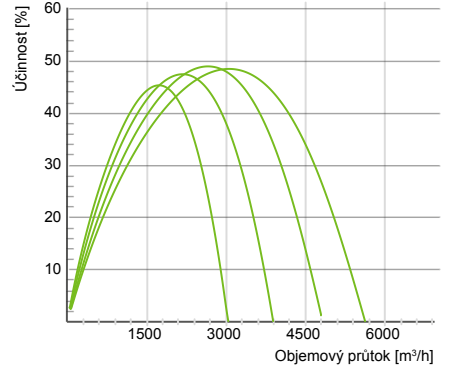
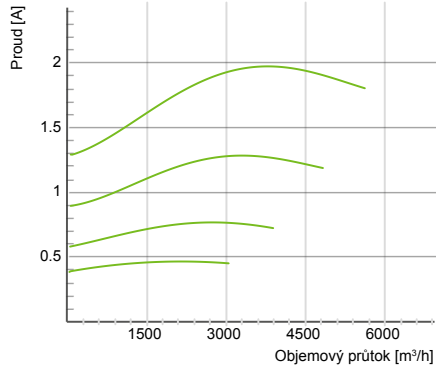
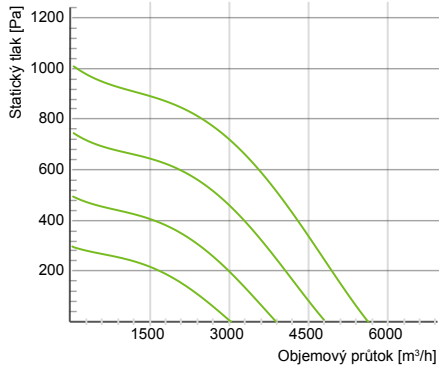
IRB400A1-EC



IRB400B1-EC

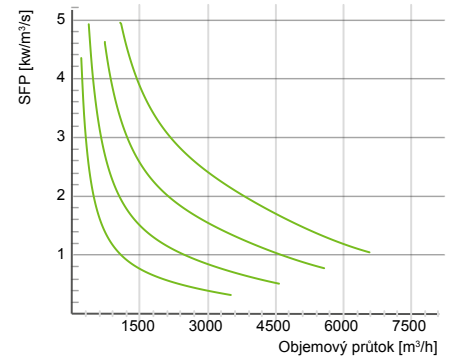
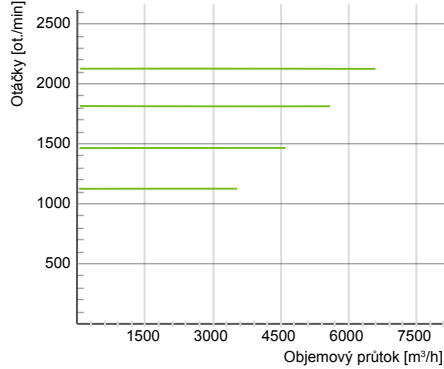
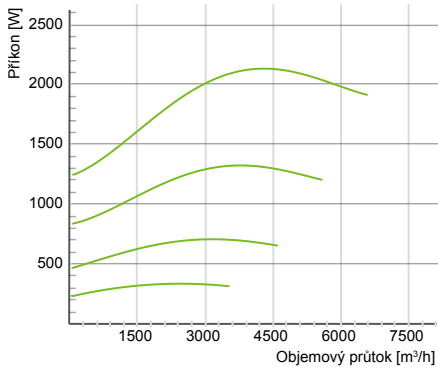
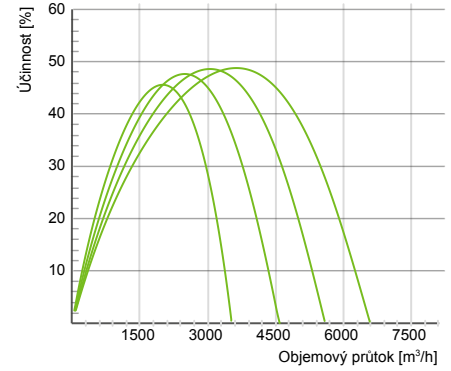
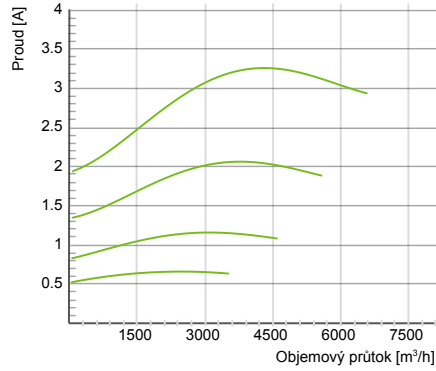
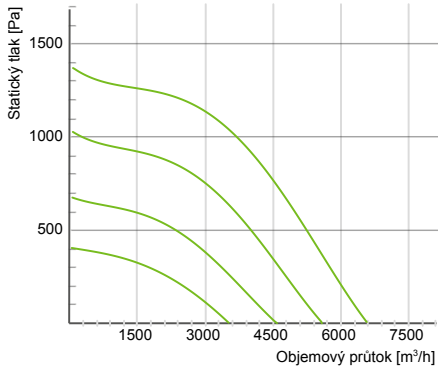


IRB400B3-EC



3

IRB400E3-EC

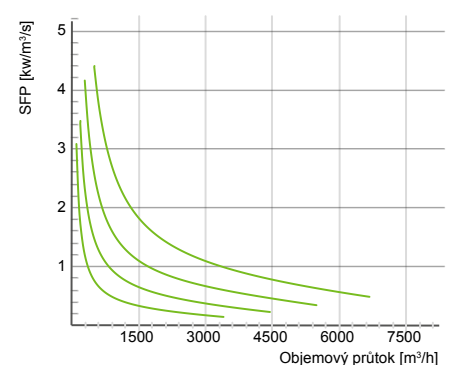
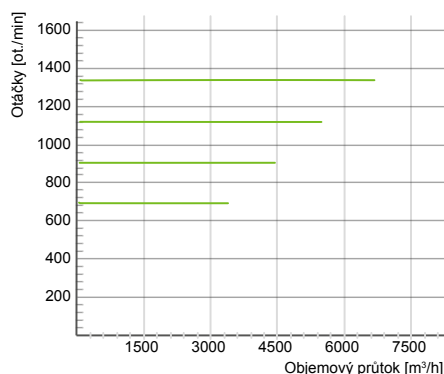
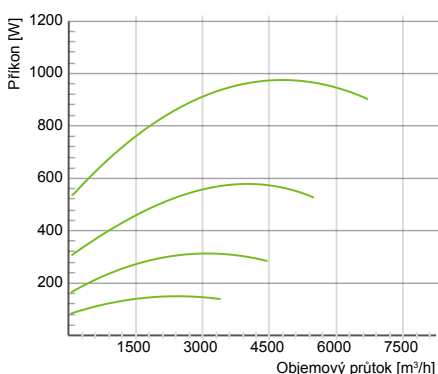
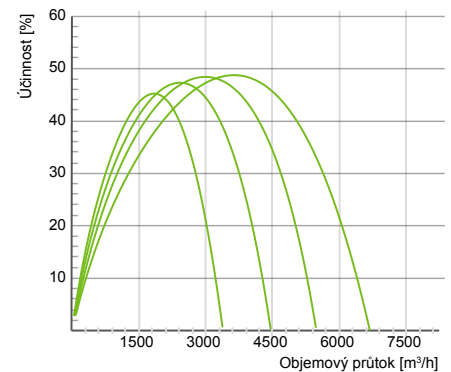
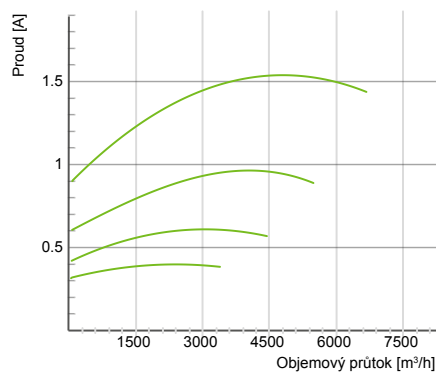
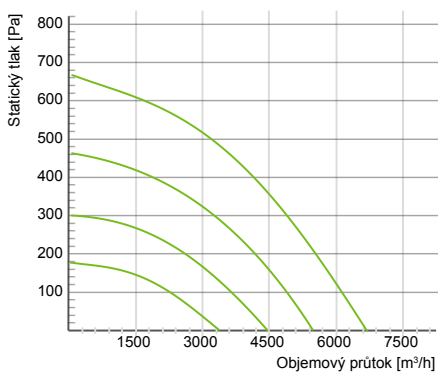


Typ	Napájení [V/Hz]	Hmotnost [kg]	Příkon [W]	Proud [A]*	IP/CL	Otáčky [ot./min]	Teplota [°C]**	Napojení [mm]	Max. průtok [m³/h]	Max. tlak [Pa]
IRB400A1-EC	230/50	45,2	340	1,5	54/F	1650	60	400	2995	482
IRB400B1-EC	230/50	60,7	646	2,98	54/F	1420	60	400	4475	650
IRB400B3-EC	400/50	60,7	1270	1,96	54/F	1800	60	400	5627	997
IRB400E3-EC	400/50	62,1	2120	3,25	54/F	2130	60	400	6592	1375

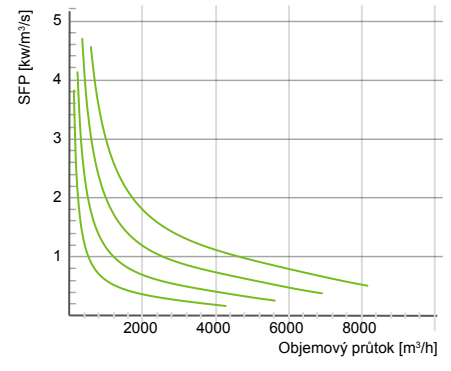
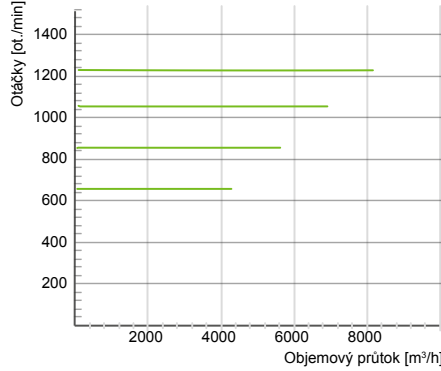
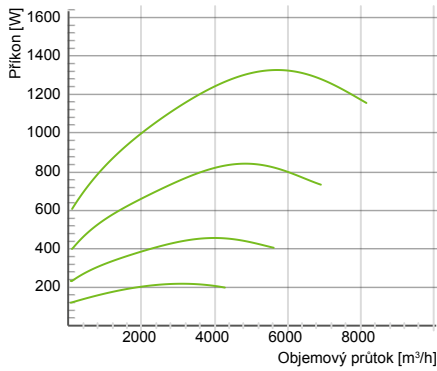
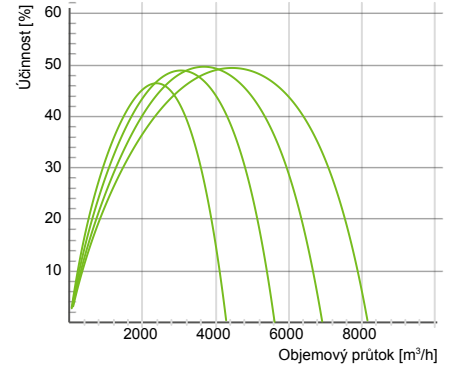
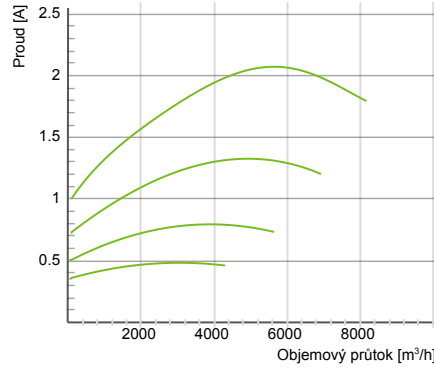
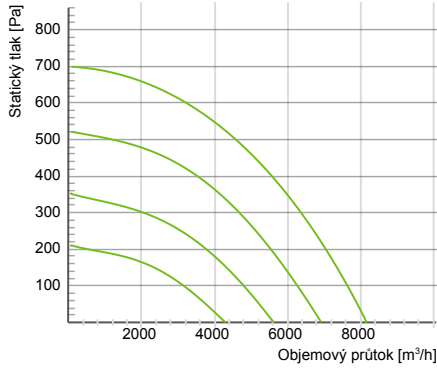
* Proud, když je ventilátor regulován

** Maximální teplota dopravovaného vzduchu, když je ventilátor regulován

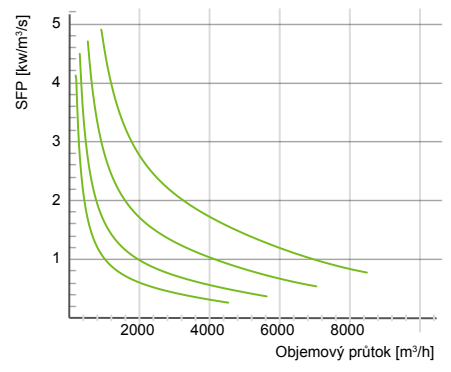
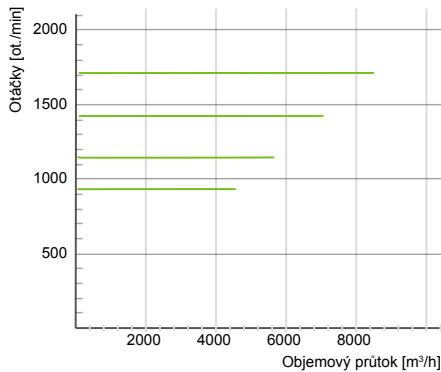
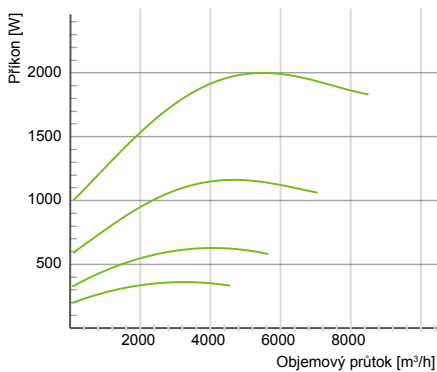
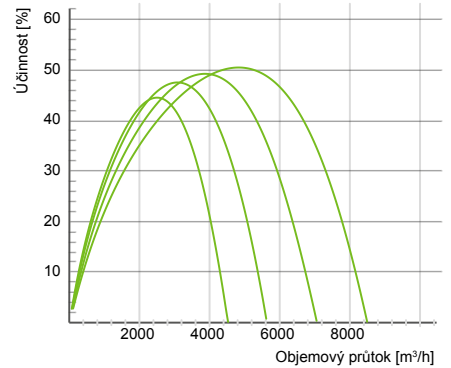
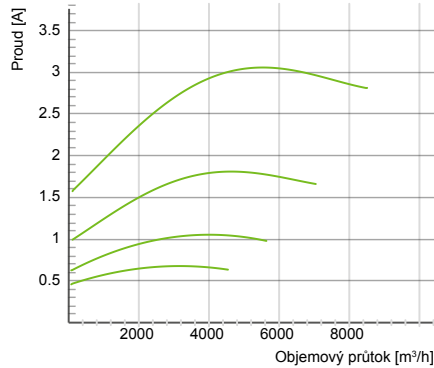
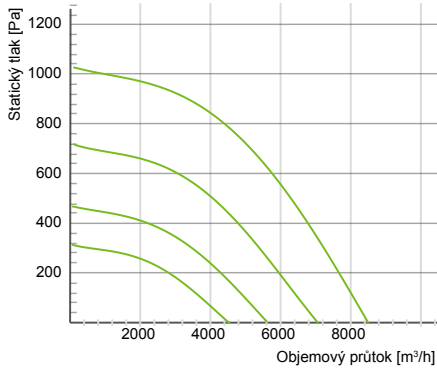
IRB500A3-EC



IRB500B3-EC

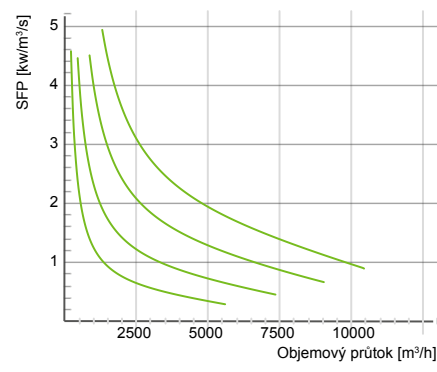
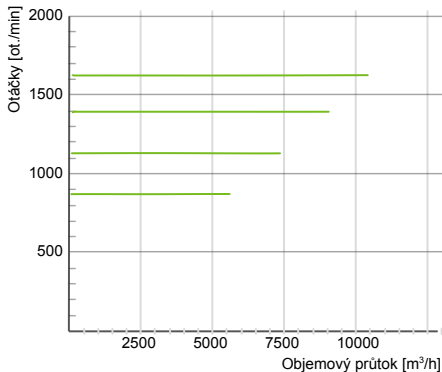
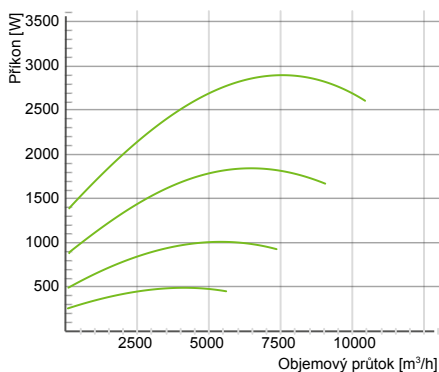
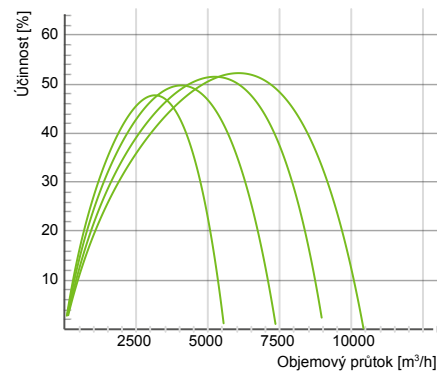
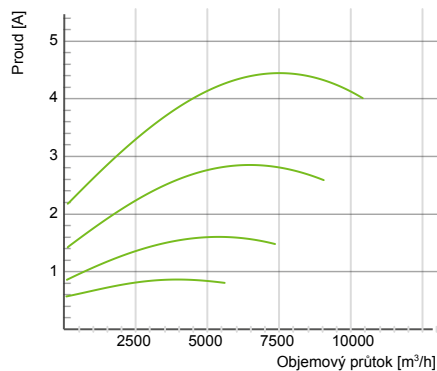
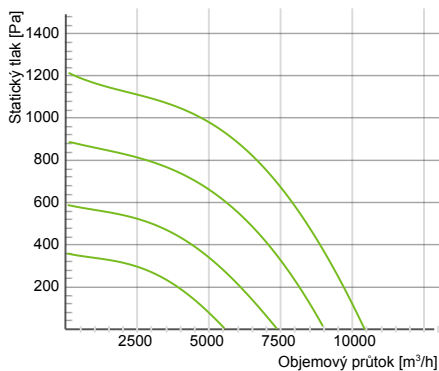


IRB500E3-EC



3

IRB500F3-EC



Typ	Napájení [V/Hz]	Hmotnost [kg]	Příkon [W]	Proud [A]*	IP/CL	Otáčky [ot./min]	Teplota [°C]**	Napojení [mm]	Max. průtok [m³/h]	Max. tlak [Pa]
IRB500A3-EC	400/50	79,7	981	1,55	54/F	1340	60	500	6682	664
IRB500B3-EC	400/50	99,3	1330	2,09	54/F	1230	40	500	8172	701
IRB500E3-EC	400/50	89,5	2000	3,05	54/F	1710	60	500	8503	1032
IRB500F3-EC	400/50	111,6	2916	4,47	54/F	1620	60	500	10426	1206

* Proud, když je ventilátor regulován

** Maximální teplota dopravovaného vzduchu, když je ventilátor regulován

PŘÍSLUŠENSTVÍ REGULACE

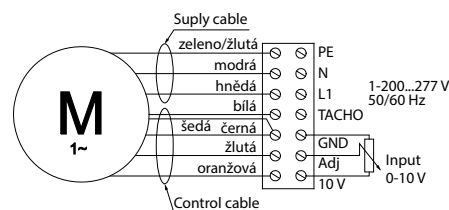
Typ	Regulace
IRB125B1-EC	MS EC
IRB160B1-EC	MS EC
IRB200A1-EC	MS EC
IRB200C1-EC	MS EC
IRB250A1-EC	MS EC
IRB250B1-EC	MS EC
IRB250E1-EC	MS EC
IRB315A1-EC	MS EC
IRB315B1-EC	MS EC
IRB315E3-EC	MS EC
IRB315SA1-EC	MS EC
IRB355A1-EC	MS EC
IRB355B1-EC	MS EC
IRB355E3-EC	MS EC
IRB400A1-EC	MS EC
IRB400B1-EC	MS EC
IRB400B3-EC	MS EC
IRB400E3-EC	MS EC
IRB500A3-EC	MS EC
IRB500B3-EC	MS EC
IRB500E3-EC	MS EC
IRB500F3-EC	MS EC

MS EC – Manuální třírychlostní regulátor otáček EC motorů, 0–10 V. Min–max lze nastavit pomocí šroubů pod knoflíkem



SCHÉMA ZAPOJENÍ

IRB125B1-EC, IRB160B1-EC, IRB200A1-EC, IRB200C1-EC, IRB250A1-EC, IRB250B1-EC, IRB250E1-EC, IRB315A1-EC, IRB315B1-EC, IRB315E3-EC, IRB315SA1-EC, IRB355A1-EC, IRB355B1-EC, IRB355E3-EC, IRB400A1-EC, IRB400B1-EC, IRB400B3-EC, IRB400E3-EC, IRB500A3-EC, IRB500B3-EC, IRB500E3-EC, IRB500F3-EC



* Uvedená schémata zapojení jsou pouze orientační, vždy má vyšší prioritu schéma zapojení uvedené na výrobku


PŘÍSLUŠENSTVÍ



FLF-A
Kapsový filtrační box



FLK-B
Deskový filtrační box




BSV
Krycí mřížka



MK
Pružná manžeta



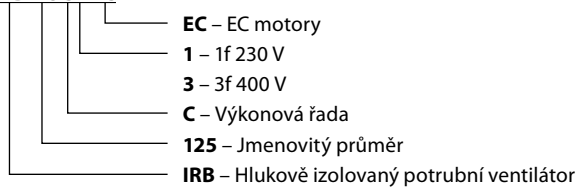
YG
Kruhová hliníková krycí mřížka



SPT-GLX
Kruhový tlumič hluku

PŘÍKLAD ZNAČENÍ

IRB125C1-EC



3